



# RACE SERIES

PERFORMANCE ENGINE BEARINGS

## RACE SERIES APPLICATION GUIDE 2023







# MOTORSPORT - IT IS IN OUR DNA.





**IF YOU  
PLACE  
DEMANDS  
ON YOUR  
ENGINE...  
DEMAND  
THE BEST**

ACL has a proud & rich history in Motorsport - it is in our DNA. There is no better proving ground than the racetrack whatever it's configuration. In the heat of competition proven technology always comes through.

The ACL RACE Series performance engine bearing range of today has a strong pedigree in motorsport & traces its roots back to the 1960's with the manufacture of engine bearings for use in the world conquering Brabham Formula 1.

Further experience in the Australian Supercars Championship & numerous other race codes has culminated in the current ACL Race Series technology platform. The unique combination of design, metallurgy, engineering & precision quality control come together to deliver what engine builders expect from performance engine bearings.

Whatever your application we have you covered - if you are looking for the best - demand the best.

**NO RISK  
NO COMPROMISE  
TOTAL PERFORMANCE**



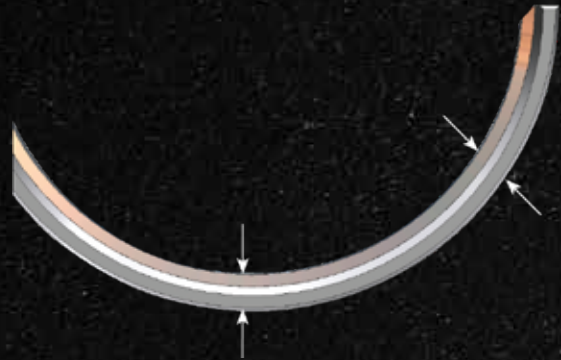
**RACE  
SERIES**

PERFORMANCE ENGINE BEARINGS

# FEATURES OF ACL RACE SERIES PERFORMANCE ENGINE BEARINGS

## PRECISION MANUFACTURING

ACL Race Series performance engine bearings are manufactured to exacting tolerances. Micron tolerance machining supported by precision measurement systems delivers consistent accuracy to key characteristics like wall thickness and crush. This ensures reliable fit and helps maintain consistent clearances.




## BEARING MATERIAL ENHANCEMENTS

A blend of characteristics to provide high strength and excellent seizure resistance.

No flash plating is applied to further improve bearing retention and maximise heat transfer.

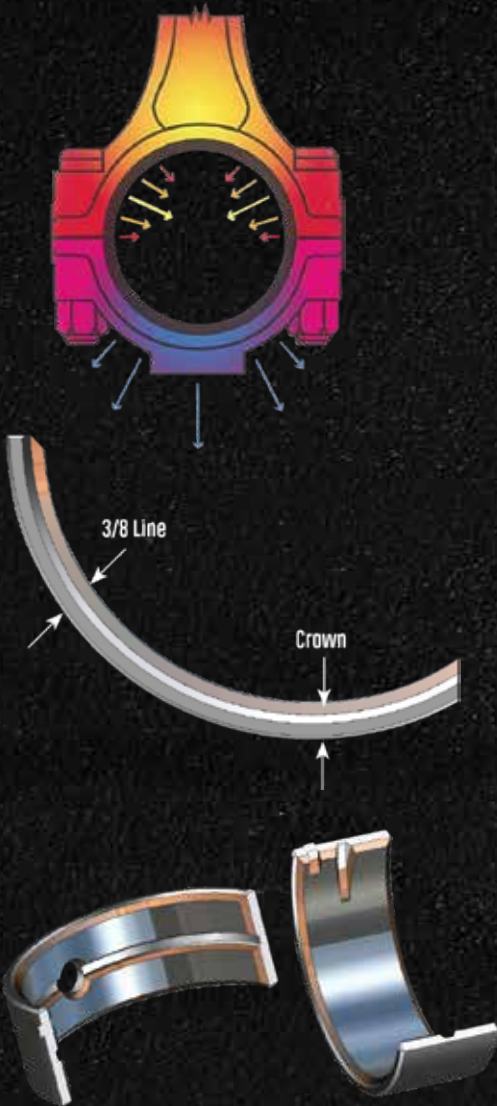
<b>ACL Race Series performance engine bearings are identified from the standard range by the following suffixes:</b>	<b>H</b>	ACL Race Series.
	<b>HX</b>	ACL Race Series with 0.025mm (.001") extra clearance.
	<b>HD</b>	ACL Race Series with location dowel holes.*
	<b>HXD</b>	ACL Race Series with 0.025mm (.001") extra clearance and location dowel holes.*
* Connecting rod bearing applications only.		



<b>LAYER</b>	Alloy
<b>OVERLAY</b>	Lead - Tin - Copper
Thickness (Typical) 0.013* - 0.018mm / 0.0005" - 0.0007"	
*Connecting Rod Bearings Only - Reduced for increased fatigue resistance	
<b>Seizure Resistant - Low friction and deformable</b>	
<b>BARRIER</b>	Nickel
Thickness (Typical) 0.001mm / 0.00004"	
<b>Separation Layer</b>	
<b>LINING</b>	Copper - Lead - Tin
Thickness (Typical) 0.3mm / 0.012"	
<b>Fatigue Strength - Strong yet deformable</b>	
<b>STEEL</b>	SAE1010 (High tensile)
Thickness (Typical) Remainder	
<b>High Strength - Supports bearing lining</b>	



# BEARING DESIGN ENHANCEMENTS



## Crush increased for:

Improved bearing retention from higher radial contact pressure.  
Locks the bearing into the housing.

More effective heat dissipation through improved thermal transfer.

## Bearing Eccentricity

Definition: Gradual reduction in wall thickness between the crown and parting line.

ACL Race Series performance engine bearings feature increased eccentricity to improve shape adaptation to compensate for bore distortion at high speed operation.

Assists in the formation of hydrodynamic oil film.

## Main Bearings with Extended Grooves

Full (180°) grooved uppers with matching partial groove in lowers.

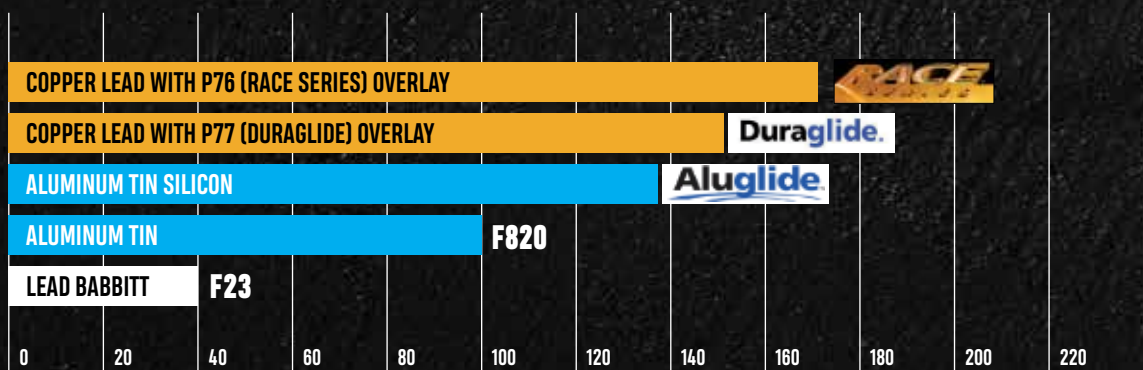
- Reduces interruption to big end oil supply.
- Tapered groove run-out.
- Smooths big end supply cut-off avoiding pressure pulsing and cavitation.

## Enlarged ID Chamfers

Accommodate larger fillet radii on performance crankshafts.

OF ACL MATERIALS

COMPARISON



Relative Load Carrying Capacity



PERFORMANCE ENGINE BEARINGS



## SET NUMBERING

ACL Race Series performance engine bearings sets are identified by the 'H' after the set number e.g. 8B663H-STD.

Most ACL RACE Series performance engine bearings are also produced in a 'HX' version e.g. 8B663HX-STD. The 'X' signifies the set will give an extra .001" (0.025mm) oil clearance on a standard size shaft when compared to the H-STD set. The wall size of these HX-STD bearings is .0005" (0.013mm) thinner than the H-STD bearings, in all other respects the HX set is identical to the H-STD set.

For certain applications ACL offers RACE Series sets modified for specific build requirements:

- **Dowel Holes:** Sets with a dowel hole in the lower shell suit a dowel hole location in the conrod cap. These are designated with a "D" in the part number eg. 8B663HD-STD or 8B663HDX-STD.
- **Narrow Bearings:** Narrow sets feature narrowed bearing shells, allowing for additional edge clearance when running crankshafts with exceptionally large fillet radii. Such sets are designated with an "N" in the part number eg. 8B743HND-STD or 5M829HN-STD. ACL recommends that full width bearing shells are used in all other circumstances.
- **Oversize OD:** Oversize OD engine bearing sets suit housings that have been honed or bored oversize. These sets are designated with "OS" or "O/S" in the part number followed by a number representing the oversize value, eg. 5M8312HOS5-STD – this set suits a housing .005" oversize in diameter.

## APPEARANCE

Questions about the appearance of the ACL RACE Series performance engine bearings are quite common, as this series of trimetal copper lead bearings have a very different appearance to regular after market "ACL Duraglide" trimetal bearings, which have a light silver/grey appearance.

The ACL RACE Series performance engine bearing as manufactured have an appearance that is dark tarnished colouration, which can vary from dark black/brown/blue colours. This colour comes from the electroplated overlay that has copper as one part of its composition, which tarnishes to the dark colours described above. This tarnish colouration has negligible thickness and has no influence on bearing operation.

ACL RACE Series performance engine bearings do not start out with the silver grey appearance of regular after market bearings, as there is no final silvery tin flash applied to these bearings. Not applying a silvery tin flash to these high performance bearings is a specific design feature. A silvery tin flash for appearance and long term corrosion protection, as applied to the regular after market bearings, can under high loading and heat, move, with the plate migrating and causing high spots on the back of the shells and distorting the bearing. For this reason the ACL RACE Series performance engine bearings do not have a cosmetic silvery tin

flash applied, so there is no risk of any overlay plate movement on the backs of the shells, giving better bearing to housing contact and better bearing performance and function.

## INSTALLATION OF ACL RACE SERIES PERFORMANCE ENGINE BEARINGS - OIL CLEARANCES

Oil clearances are most accurately measured using micrometres and bore gauges. Bearing wall thickness measurements are taken at 90 degrees to the parting line (i.e. at the crown of the bearing) using a micrometre with a ball anvil, for use on the curved ID of the bearing.

Vertical oil clearance is best measured by assembling the bearing in its housing, with bolts torqued to specification, then using a bore gauge measure the assembled ID of the bearings at 90 degrees to the parting faces. The mating crankshaft journal size is measured, and subtracting this measurement from the bearing ID bore size, gives the assembled oil clearance.

ACL Race Series performance engine bearings can be assembled with .00075-.001" per 1" of journal diameter (0.020-0.025mm per 25mm of journal diameter) plus .0005" (0.013mm).

As an example for a 2.000" (50mm) journal diameter,  $2.000 \times .001 = .002 + .0005 = .0025"$  ( $50/25 \times 0.025 = 0.050 + 0.013 = 0.063\text{mm}$ ).

Bearings should not be polished with abrasive pads or paper, on the bearing surface, to change the oil clearance.





# SELECT FITTING OF ACL RACE SERIES PERFORMANCE ENGINE BEARINGS

It is common practise to adjust oil clearances by mixing bearings of adjacent grades i.e. HX-STD with H-STD or H-STD with H-001 or H-0.025, to obtain desired oil clearance. Using the HX-STD with H-STD will give .0005" (0.013mm) additional clearance than using two H-STD shells,

and similarly using H-STD and H-001 will reduce clearance .0005" (0.013mm). The table on the page demonstrates this in more detail.

Bearing shells with wall size .0005" (0.013mm) or less can be assembled on one journal. The thicker wall size bearing is fitted to the most heavily loaded position i.e. the upper half con rod shell and the lower half or cap position main bearing.

When using a crankshaft that is to be reground to an undersize, first measure the assembled bearing ID's, then have the required journal sizes ground to match the bearing measurements, with the desired oil clearance.

## SELECTING BEARINGS FOR THE OPTIMIZED FIT (FOR "STD" SIZED CRANKSHAFT)

Bearing Size	Effects on Clearance			
	Per Bearing	Bearing Combinations		
		Matched Pairs	Mixed Pairs	
H-001 / H-.025	-.0005" / -0.0125mm	H-001 / H-.025	-.001" / -0.0250mm	H-001 / H-.025
		H-001 / H-.025		
H-STD	0.0	H-STD	0.0	H-STD
		H-STD		H-STD
HX-STD	+.0005" / +0.0125mm	HX-STD	+.001" / +0.0250mm	HX-STD
		HX-STD		+.0005" / +0.0125mm



# RACE SERIES

PERFORMANCE ENGINE BEARINGS



Application	Rod Bearing Set	Sizes	Main Bearing Set	Sizes	Cam Bearing Set / Thrustwasher Set / Piston Pin Bush	Size
<b>ALFA ROMEO</b>						
1570cc, 1779cc, 1962cc, 1995cc Alfetta, Giulia, Giulietta, Spider, GT, 155,164	4B1110H	Std, .25	5M1112H	Std, .25, .50		
1290cc, 1300			5M1112H	Std, .25, .50		
JTS V6 3195cc 159, Brera, Spider	6B2270H	Std, .025, .25	4M2273H	Std, .025, .25		
	6B2270HX	Std	4M2273HX	Std		
<b>AUDI / VOLKSWAGEN</b>						
1595cc, 1781cc (incl. Turbo), 1984cc 4 cyl. Audi A3, A4, A6, TT, 80, 90, 100 (1983-2001) VW Polo, Caddy, Golf, Jetta, Passat (1983-2003)	4B1606H (with notch)	Std, .025, .25, .50	5M1644H	Std, .025, .25, .50	2T1644	Std
	4B1606HX	Std	5M1644HX	Std		
1781cc Turbo, 1984cc DOHC (incl Turbo) 4 cyl. Audi A3, A4, A6, TT (2000 on) VW Polo, Golf, Jetta, Eos, Passat (2000 on)	4B1609H (no notch)	Std, .025, .25				
	4B1609HX	Std				
TFSI 1798cc 4 cyl. (EA888 Gen 2) BYT,BZB,CABA,CABB,CGYA	4B5562H	Std, .025, .25	5M5563H	Std, .025, .25		
	4B5562HX	Std	5M5536HX	Std		
TFSI 1984cc 4 cyl. (EA888 Gen 2) VW Golf Gti (Mk6) CADA,CAEA,CAEB,CAED,CAWA,CAWB,CBFA,CCTA, CCTB,CCZA,CCZB,CCZC,CCZD,CDNB,CDNC,CDND, CESA,CETA,CFKA,CFPA,CHJA,CJKB,CPMA, CPMB,CPSA	4B5562H	Std, .025, .25	5M5563H	Std, .025, .25		
	4B5562HX	Std	5M5536HX	Std		
TFSI 1798cc 4 cyl. (EA888 Gen 3) CDAA,CDAB,CDHA,CDHB,CEA,CPKA, CPRA	4B5562H	Std, .025, .25	5M5585H	Std, .025, .25		
	4B5562HX	Std	5M5585HX	Std		
TFSI 1984cc 4 cyl. (EA888 Gen 3) VW Golf R, Gti (Mk7) CHHA,CHHB,CHHC,CJXA,CJXB,CJXC,CJXD,CJXE,CJXF, CJXG,CNCB,CNCD,CNCE,CPKA,CPLA,CPPA, CULA,CULB,CULC,CWZA,CXCA,CXCB,CXDA, CYFB,CYMC,CYNB,CYPA,CYPB, CYRB,CYRC, DAXB,DAXC,DAYB,DCGA, DEDA,DJHA,DJHB, DJHC,DJJA,DJYA,DKTB,DLBA,DLRA,DLRB, DMFA,DNUA,DNUC,DNUF,DRFA	4B5562H	Std, .025, .25	5M5585H	Std, .025, .25		
	4B5562HX	Std	5M5585HX	Std		
TFSI 2480cc 5 cyl. (EA855) CEPA,CEPB,CTSA,CZGA,CZGB TTRS, RS3, RS Q3	1B5562H	Std, .025, .25	6M5563H	Std, .025, .25		
	1B5562HX	Std	6M5536HX	Std		
	4B5562H	Std, .025, .25				
	4B5562HX	Std				
TFSI 2480cc 5 cyl. (EA855 EVO) DAZA, DNWA TTRS, RS3, RS Q3	1B5562H	Std, .025, .25	6M5587H	Std, .025, .25		
	1B5562HX	Std	6M5587HX	Std		
	4B5562H	Std, .025, .25				
	4B5562HX	Std				
VR6 - 2792cc, 2861cc, 3189cc, 3597cc AAA,ABV,AES,AMV,AOP,AUE,AXJ,AXZ,AYL,AYT, AZZ,BAA,BDB,BDE,BDL,BFH,BHE,BHK,BKJ,BKK, BKL,BLV,BMJ,BML,BMV,BMX,BPF,BRJ,BRK, BUB, BWS,CBRA,CFLA	6B5530H	Std, .025, .25	7M5532H	Std, .025, .25	2T5532	Std
	6B5530HX	Std	7M5532HX	Std		

\*\*Duraglide 780 material

HX - 0.001" extra clearance on Standard journal. I HD - Bearing has dowel hole location.

**PRIOR TO GRINDING YOUR CRANKSHAFT, WE STRONGLY RECOMMEND YOU CHECK THE AVAILABILITY OF THE REQUIRED UNDERSIZE WITH YOUR LOCAL DISTRIBUTOR.**



Application	Rod Bearing Set	Sizes	Main Bearing Set	Sizes	Cam Bearing Set / Thrustwasher Set / Piston Pin Bush	Size
<b>BMW</b>						
B48 A20, B48 B20 1998cc Inline 4 Turbo	4B1510H	Std, .025, .25				
	4B1510HX	Std				
B58B30 (2015 on) 2998cc Inline 6 Turbo (Toyota Supra)	6B1510H	Std, .025, .25	7M1512H	Std, .025, .25		
	6B1510HX	Std	7M1512HX	Std		
M40B16, M40B18, M42B18, M43B16, M43B18, M43B19, M44B19 (1.6,1.8,1.9L) 316, 318, Z3	4B1490H	Std, .025, .25, .50	5M1538H	Std, .025, .25, .50		
	4B1490HX	Std	5M1538HX	Std		
M20B20, M20B25, M20B27, M50B20, M50B25, M50B27, M52B20, M52B25, M52B28, M54B22, M54B25, M54B30 (2.0,2.2,2.5,2.7,2.8,3.0L)	6B1490H	Std, .025, .25, .50	7M1532H (03/1988 on)	Std, .025, .25, .50		
	6B1490HX	Std	7M1532HX (03/1988 on)	Std		
N13B16A 1598cc Inline4 (Prince)	4B7787H	Std, .025, .25	5M7788H	Std, .025, .25		
	4B7787HX	Std	5M7788HX	Std		
N20B20, N20B26 1997cc Turbo	4B1584H	Std, .025, .25, .50				
	4B1584HX	Std				
N54B30, N55B30 (3.0L)	6B1584H	Std, .025, .25, .50	7M1397H	Std, .025, .25, .50		
	6B1584HX	Std	7M1397HX	Std		
N63B44 (4.4L) 4395cc V8	8B1578H (suits 03/2011 on)	Std, .025, .25	5M1573H	Std, .025, .25		
	8B1578HX	Std	5M1573HX	Std		
S14/7 (2.0L) Suits BMW Motorsport race engines only	4B1489H	Std, .025, .25				
	4B1489HX	Std				
S14B20, S14B23, S14B25 (2.0, 2.3, 2.5L) Inline 4 M3 E30	4B1568H	Std, .025, .25				
	4B1568HX	Std				
S50B30 (3.0L) M3 E36 Inline 6	6B1515H	Std, .025, .25	7M1532H	Std, .025, .25, .50		
	6B1515HX	Std	7M1532HX	Std		
S50B32 (3.2L) M3 E36 Inline 6	6B1497H	Std, .025, .25	7M1532H	Std, .025, .25, .50		
	6B1497HX	Std	7M1532HX	Std		
S54B32 (3.2L) M3 E46 Inline 6	6B1569H	Std, .025, .25	7M1532H	Std, .025, .25, .50		
	6B1569HX	Std	7M1532HX	Std		
S55B30 (3.0L) Inline 6, M3 F80 / M4 F82/F83	6B1584H	Std, .025, .25, .50	7M1397H	Std, .025, .25, .50		
	6B1584HX	Std	7M1397HX	Std		
S62B50 (4.9L) M5 E39, Z8 4941cc V8	8B1591H	Std, .025, .25				
	8B1591HX	Std				
S63B44 (4.4L) M5 F10, F90 4395cc V8	8B1578H (suits 03/2011 on)	Std, .025, .25	5M1573H	Std, .025, .25		
	8B1578HX	Std	5M1573HX	Std		
S65B40 (4.0L) M3 E90 3999cc V8	8B1580H	Std, .025, .25, .50	5M1581H	Std, .025, .25, .50		
	8B1580HX	Std	5M1581HX	Std		
S85B50 (5.0L) M5 E60 4999cc V10	10B1580H	Std, .025, .25, .50	6M1581H	Std, .025, .25, .50		
	10B1580HX	Std	6M1581HX	Std		

## NOTES



**RACE**  
SERIES

PERFORMANCE ENGINE BEARINGS



Application	Rod Bearing Set	Sizes	Main Bearing Set	Sizes	Cam Bearing Set / Thrustwasher Set / Piston Pin Bush	Size
<b>CUSTOM PERFORMANCE</b>						
1.889" journal, 0.792" wide	8B1663H	Std,001,010				
	8B1663HX	Std				
1.889" journal, 0.896" wide w/ dowel	8B1665HD	Std,001				
	8B1665HDX	Std				
Nascar V8 (Rods - 1.85" journal, .748" wide) (Mains - 2" journal, .816" wide)	8B1798H	Std,001	5M1799HL	Std,001		
	8B1798HX	Std	5MBG1799HU (120° groove)	Std,001		
			5M1799HXL	Std		
			5MBG1799HXU (120° groove)	Std		
<b>CHEVROLET</b>						
2.0L DOHC Turbo/Supercharged (Ecotec) LHU, LNF,LSJ	4B2296H	Std,.025,.25				
	4B2296HX	Std				
2.2L DOHC (Ecotec) L61, LAP, LE8	4B2296H	Std,.025,.25				
	4B2296HX	Std				
2.4L DOHC (Ecotec) LAF, LE5, LE9, LEA, LUK	4B2296H	Std,.025,.25				
	4B2296HX	Std				
Small Block Large Pin - 2.100" 262, 267, 302, 305, 307, 327, 350 ci V8	8B663H	Std,001,009, 010,011,020	5M909H	Std,001,009, 010,011,020	5C3349C	Std
	8B663HX	Std	5M909HX	Std	5C3346C {housing bores constant at 1.999/2.001" (50.775/50.825mm)}	Std
	8B663HD	Std,001,010				
	8B663HDX	Std				
	8B1227H (18mm/.708" wide)	Std,001,010				
	8B1227HX	Std				
Small Block Small Pin - 2.000" 265, 283, 302, 327 ci V8	8B745H	Std,001,010	5M429H	Std,001,010	5C3349C	Std
	8B745HX	Std	5M429HX	Std	5C3346C {housing bores constant at 1.999/2.001" (50.775/50.825mm)}	Std
	8B745HD	Std,001,010				
	8B745HDX	Std				
LS 4.8L & 5.3L (Gen III & IV), 5.7L LS1, LS6 Gen III, 6.0L LS2, Vortec (Gen III & IV), 6.2L LS3, Vortec (Gen IV)	8B663H	Std,001,009, 010,011,020	5M7298H (270 deg. Groove)	Std,001,010,020	5C1000S (1st design 1997-2003)	Std
	8B663HX	Std	5M7298HX	Std	5C1001S (2nd design 2003-09)	Std
	8B663HD	Std,001,010	5M7299H (120 deg. Groove)	Std,001,010,020	5C1002S (.775" wide 2006-13)	Std
	8B663HDX	Std	5M7299HX	Std		
6.2 L (Gen V) LT1, LT4, L86	8B7281H	Std,001,010,020	5M7292H	Std,001,010,020		
	8B7281HX	Std	5M7292HX	Std		

\*\*Duraglide 780 material

HX - 0.001" extra clearance on Standard journal. | HD - Bearing has dowel hole location.

**PRIOR TO GRINDING YOUR CRANKSHAFT, WE STRONGLY RECOMMEND YOU CHECK THE AVAILABILITY OF THE REQUIRED UNDERSIZE WITH YOUR LOCAL DISTRIBUTOR.**



Application	Rod Bearing Set	Sizes	Main Bearing Set	Sizes	Cam Bearing Set / Thrustwasher Set / Piston Pin Bush	Size
Small Block 400 ci V8	8B663H	Std,001,009, 010,011,020	5M1038H	Std,001,010	5C3349C	Std
	8B663HX	Std	5M1038HX	Std	5C3346C (housing bores constant at 1.999/2.001" {50.775/50.825mm})	Std
	8B663HD	Std,001,010				
	8B663HXD	Std				
	8B1227H (18mm/.708" wide)	Std,001,010				
	8B1227HX	Std				
Big Block 366, 396, 402, 427 454 ci V8	8B743H	Std,001,009, 010,011,020	5M829H	Std,001,009, 010,011,020	5C615S (1965-66)	Std
	8B743HX	Std	5M829HX	Std	5C616S (1967 on)	Std
	8B743HD	Std,001,010	5M829HN (Mod- ified)	Std,001, 010		
	8B743HXD	Std	5M829HXXN (Modified)	Std		
	8B743HXXD	Std				
	8B743HND (Narrowed)	Std,001,010,020				
	8B743HXXND (Narrowed)	Std				
<b>CHRYSLER</b>						
EDZ 2.4L DOHC Turbo	4B4565H	Std,.025,.25				
	4B4565HX	Std				
273, 318, 326, 340 ci V8	8B481H	Std,001,010			5C875S (was part # 5C4636)	Std
	8B481HX	Std				
318 ci LA / Magnum V8	8B481H	Std,001,010			5C875S (1974-79)	Std
	8B481HX	Std				
5.7L Hemi V8, 2003 - 2008 ESF 6.1L Hemi V8, 2005-2010	8B1808H	Std,.025,.25	5M2220H	Std,.025,.25	1T611S	Std
	8B1808HX	Std	5M2220HX	Std		
5.7L Hemi V8, 2009 on ESG, ESH 6.4L Hemi V8, 2011 on	8B1808H	Std,.025,.25	5M2221H	Std,.025,.25	1T611S	Std
	8B1808HX	Std	5M2221HX	Std		
ESD 6.2L Hemi V8 Supercharged, 2014 on ESJ 6.2L Hemi V8 Supercharged, 2018 on Hellcat, Hellcat Redeye	8B1808H	Std,.025,.25	5M2221H	Std,.025,.25	1T611S	Std
	8B1808HX	Std	5M2221HX	Std		
360 ci V8	8B481H	Std,001,010	5M1266P** (1974 on)	Std,01,10,20,30	5C875S (1971-79)	Std
	8B481HX	Std				
350, 361, 383, 400, 413, 426, 440 ci V8	8B527HD	Std,010			5C876S	Std
	8B527HXD	Std				
488 ci (8.0L) V10 Viper	1B481H	Std,001,010				
	1B481HX	Std				

## NOTES

.....

.....



**RACE**  
SERIES

PERFORMANCE ENGINE BEARINGS



Application	Rod Bearing Set	Sizes	Main Bearing Set	Sizes	Cam Bearing Set / Thrustwasher Set / Piston Pin Bush	Size
<b>FONTANA</b>						
Midgets/Speedcars			5M1733H	Std, .001		
			5M1733HX	Std		
<b>FORD</b>						
BDA, BDB, BDC, BDD etc. Cosworth	4B1060H	Std,.001,010,020	5M2152H	Std,.001,010,020	1T2152	Std, +005
	4B1060HX	Std	5M2152HX	Std		
Cosworth 2.0L	4B2166H	Std, .25, .50	5M2167H	Std, .25, .50	2T2167	Std, +005
	4B2166HX	Std	5M2167HX	Std		
Duratec 1.6L 4 Cyl. (Fiesta, Focus)	4B7267H	Std,.025,.25				
	4B7267HX	Std				
Ecoboost Turbo 1.0L Turbo 3 Cyl. (Fiesta, Focus)	3B7328H	Std,.025,.25	4M7330H	Std,.025,.25		
	3B7328HX	Std	4M7330HX	Std		
Ecoboost Turbo 1.6L Turbo 4 Cyl. (Fiesta ST, Focus)	4B7267H	Std,.025,.25				
	4B7267HX	Std				
Ecoboost Turbo 2.0L, 2.3L Turbo (Mustang, Focus RS)	4B8171H (No notch)	Std,.025,.25	5M8174H	Std,.025,.25		
	4B8171HX	Std	5M8174HX	Std		
	4B8172H (With notch)	Std,.025,.25				
	4B8172HX	Std				
2300 Stroker (Ford USA)	1B2280H	Std,01,10,20	5M1117H	Std,01,10,20		
	1B2280HX	Std	5M1117HX	Std		
			5M1743H	Std,01,10,20		
			5M1743HX	Std		
144, 170, 188 ci Inline 6	6B2150H	Std,001,010,020				
	6B2150HX	Std				
200ci, 250ci Non X Flow 3.2L, 3.3L, 3.9L, 4.0L, 4.1L X Flow Inline 6 (Ford Australia)	6B2150H	Std,001,010,020	7M2158H	Std,001,010,020	4C5826	Std
	6B2150HX	Std	7M2158HX	Std		
4.0L & 4.0L Turbo Inline 6 (AU, BA, BF, FG) (Ford Australia)	6B2150H	Std,001,010,020	7M2092H (180° Thrust Set)	Std,001,010,020		
	6B2150HX	Std	7M2092HX	Std		
			7M2094H (360° Thrust Set)	Std,001,010,020		
			7M2094HX	Std		
221, 255, 260, 289, 302 ci Windsor V8	8B634H	Std,001,009, 010,011,020	5M590H	Std,001,009, 010,011,020		
	8B634HX	Std	5M590HX	Std		
	8B634HD	Std,001,010				
	8B634HDX	Std				
4.6L VIN 6,W,X Windsor SOHC, 5.4L SOHC V8	8B1442H (For OE Cranks)	Std,.025,.25	5M7296H	Std,.025,.25		
	8B1442HX	Std	5M7296HX	Std		
	8B1442HN (for aftermarket cranks)	Std,.025,.25				
	8B1442HXN	Std				

\*\*Duraglide 780 material

HX - 0.001" extra clearance on Standard journal. | HD - Bearing has dowel hole location.

**PRIOR TO GRINDING YOUR CRANKSHAFT, WE STRONGLY RECOMMEND YOU CHECK THE AVAILABILITY OF THE REQUIRED UNDERSIZE WITH YOUR LOCAL DISTRIBUTOR.**

Application	Rod Bearing Set	Sizes	Main Bearing Set	Sizes	Cam Bearing Set / Thrustwasher Set / Piston Pin Bush	Size
4.6L DOHC, 4.6L SOHC 24V V8	8B1442H (For OE Cranks)	Std.,025.,25	5M5647H	Std.,025.,25		
	8B1442HX	Std	5M5647HX	Std		
	8B1442HN (for aftermarket cranks)	Std.,025.,25				
	8B1442HXN	Std				
5.0L V8 Coyote Mustang (2010 on)	8B1442H (For OE Cranks)	Std.,025.,25	5M5655H	Std.,025.,25		
	8B1442HX	Std	5M5655HX	Std		
	8B1442HN (for aftermarket cranks)	Std.,025.,25				
	8B1442HXN	Std				
5.4L DOHC 24V V8 (Supercharged) Aluminium Block (2011 on)	8B1442H (For OE Cranks)	Std.,025.,25	5M5645H	Std.,025.,25		
	8B1442HX	Std	5M5645HX			
	8B1442HN (for aftermarket cranks)	Std.,025.,25				
	8B1442HXN	Std				
351 Windsor V8			5M1432H	Std,001,010		
			5M1432HX	Std		
302, 351ci Cleveland V8	8B927H	Std,001,010,020	5M1010H	Std,001,010,020		
			5M1010HX	Std		
377ci Cleveland stroker (using Chev conrods)	8B1227H	Std,01,10	5M1010H	Std,001,010,020		
	8B1227HX	Std	5M1010HX	Std		
370, 429, 460 ci V8	8B818H	Std,001,010	5M1039H	Std,001,010		
			5M1039HX	Std		
Lotus 1500cc-1600cc Inline 4 OHV & Twin Cam (Elan/Escort/Cortina)	4B603H	Std,001,010,020	5M2152H	Std,001,010,020	10C5808 (Twin Cam)	Std
	4B603HX	Std	5M2152HX	Std	1T2152	Std, +005
2.0L (LF) Duratec (Mazda)	4B4390H	Std.,025.,25	5M8174H	Std.,025.,25		
	4B4390HX	Std	5M8174HX	Std		
2.3L (L3) Duratec (Mazda)	4B8170H	Std.,025.,25	5M8174H	Std.,025.,25		
	4B8170HX	Std	5M8174HX	Std		
Duratorq - Ranger, Transit 2.0L, 2.2L, 2.4L 4 Cyl. Diesel	4B2260H	Std.,025.,25	5M2276H	Std.,025.,25		
	4B2260HX	Std	5M2276HX	Std		
Duratorq/Power Stroke - Ranger 3.2L 5 Cyl. Diesel	5B2260H	Std.,025.,25	6M2276H	Std.,025.,25		
	5B2260HX	Std	6M2276HX	Std		
HUBA,HUWA,HYDA,HYDB,HYDC,JZDA Inline 5, 2.5L Turbo - Focus RS, ST	5B7880H	Std.,025.,25				
	5B7880HX	Std				
<b>GM/HOLDEN</b>						
1.6/1.8/2.0/2.4L Family II Engines	4B2322H	Std.,025.,25.,50	5M2327H	Std.,025.,25.,50		
	4B2322HX	Std	5M2327HX	Std		
HFV6 / Alloytec 2.8/2.8 Turbo/3.0/3.2/3.6L LAU, LP1, LP9, LF1, LFX, LLT, LY7, 10HMA Cadillac, Buick, Pontiac, Chev, GMC Holden Commodore, Captiva	6B2270H	Std.,025.,25	4M2273H	Std.,025.,25		
	6B2270HX	Std	4M2273HX	Std		
Grey Motor 132ci, 138ci Inline 6	6B5001H	Std,001,010,020			4C3088	Std
	6B5001HX	Std			RB808 / RB876	Semi

## NOTES



**RACE**  
SERIES

PERFORMANCE ENGINE BEARINGS



Application	Rod Bearing Set	Sizes	Main Bearing Set	Sizes	Cam Bearing Set / Thrustwasher Set / Piston Pin Bush	Size
202ci Inline 6 (Red, Blue, Black) 173 ci (2850cc) Inline 6 (Blue)	6B2380H	Std.,001,010,020	7M2398H	Std.,001,010,020	4C5116	Std.,001
	6B2380HX	Std	7M2398HX	Std		010
138, 149, 161, 173, 179, 186 ci Inline 6	6B2380H	Std.,001,010,020	7M2384H	Std.,001,010,020	4C5116	Std.,001
	6B2380HX	Std	7M2384HX	Std		010
231 ci (3.8L V6) (Buick) (Universal Main Set to suit all)	6B2306H (1990 on)	Std.,001,010,020	4SM2222H	Std.,001,010,020	4C5106 (1988-5/95)	Std.,010
	6B2306HX (1990 on)	Std	4SM2222HX	Std	4C5108 (5/95 on)	Std.,010
253ci, 4.9L, 308ci, 5.7L V8 Red, Blue, Black	8B2356H	Std.,001,010,020	5M2357H	Std.,001,010,020	5C5146C	Std.,002
	8B2356HX	Std	5M2357HX	Std		
LS Gen III & Gen IV V8 LS1 (5.7L), LS2, L76, L98 (6.0L), LS3 (6.2L)	8B663H	Std.,001,009,010,011,020	5M7298H	Std.,001,010,020	5C1000S (1st design 1997-2003)	Std
	8B663HX	Std	5M7298HX	Std	5C1001S (2nd design 2003-09)	Std
	8B663HD	Std.,001,010			5C1002S (.775" wide 2006-13)	Std
	8B663HDX	Std				

### HONDA / ACURA

D15B, D15Z 1493cc Inline 4 (engines from 09/1991 on)	4B1956H	Std.,025.,25				
	4B1956HX	Std				
D16A, D16B, D16W, D16Y, D16Z 1590cc Inline 4	4B1956H	Std.,025.,25	5M1957H	Std.,025.,25	1T1957	Std
	4B1956HX	Std	5M1957HX	Std		
A18A, ES, ET, A20A 1829cc, 1955cc Inline 4	4B1946H	Std.,025.,25				
	4B1946HX	Std				
	4B1946HD	Std.,025.,25				
	4B1946HDX	Std				
B16A 1595cc Inline 4	4B1946H	Std.,025.,25	5M1959H	Std.,025.,25	1T1957	Std
	4B1946HX	Std	5M1959HX	Std		
	4B1946HD	Std.,025.,25				
	4B1946HDX	Std				
B17A1, B18A1, B18B1, B18B2 1678cc/1834cc Inline 4	4B1946H	Std.,025.,25	5M1959H	Std.,025.,25	1T1957	Std
	4B1946HX	Std	5M1959HX	Std		
	4B1946HD	Std.,025.,25				
	4B1946HDX	Std				
B18A, B20A SOHC only 1834cc/1958cc Inline 4	4B1946H	Std.,025.,25	5M1957H	Std.,025.,25	1T1957	Std
	4B1946HX	Std	5M1957HX	Std		
	4B1946HD	Std.,025.,25				
	4B1946HDX	Std				
B18C1, B18C2, B18C5, B18C7 1797cc Inline 4 VTEC	4B1925H	Std.,025.,25	5M1959H	Std.,025.,25	1T1957	Std
	4B1925HX	Std	5M1959HX	Std		
	4B1925HD	Std.,025.,25				
	4B1925HDX	Std				
B20A, B21A, B21A DOHC only 1958cc, 2056cc Inline 4	4B1936H	Std.,025.,25	5M1957H	Std.,025.,25	1T1957	Std
	4B1936HX	Std	5M1957HX	Std		
B20B, B20Z 1972cc Inline 4	4B1946H	Std.,025.,25	5M1959H	Std.,025.,25	1T1957	Std
	4B1946HX	Std	5M1959HX	Std		
	4B1946HD	Std.,025.,25				
	4B1946HDX	Std				

\*\*Duraglide 780 material

HX - 0.001" extra clearance on Standard journal. | HD - Bearing has dowel hole location.

**PRIOR TO GRINDING YOUR CRANKSHAFT, WE STRONGLY RECOMMEND YOU CHECK THE AVAILABILITY OF THE REQUIRED UNDERSIZE WITH YOUR LOCAL DISTRIBUTOR.**

Application	Rod Bearing Set	Sizes	Main Bearing Set	Sizes	Cam Bearing Set / Thrustwasher Set / Piston Pin Bush	Size
D17A, D17Z 1668cc Inline 4	4B1980**	Std.,.25,.50,.75	5M1957H	Std.,.025,.25	1T1957	Std
			5M1957HX	Std		
K20A3 1998cc Inline 4	4B1906H	Std.,.025,.25,.50	5M1959H	Std.,.025,.25	1T1957	Std
	4B1906HX	Std	5M1959HX	Std		
K20A2, K20Z1, K24A, K24Z1 1998cc/2354cc Inline 4	4B1972H	Std.,.025,.25	5M1959H	Std.,.025,.25	1T1957	Std
	4B1972HX	Std	5M1959HX	Std		
	4B1972HD	Std.,.025,.25				
	4B1972HXD	Std				
K20C1 (Type R, 2015 on) 1998cc Turbo Inline 4	4B1972H	Std.,.025,.25	5M1985H	Std.,.025,.25	1T1957	Std
	4B1972HX	Std	5M1985HX	Std		
	4B1972HD	Std.,.025,.25				
	4B1972HXD	Std				
F20A, F22A, F22B 1997cc, 2156cc Inline 4	4B1936H	Std.,.025,.25				
	4B1936HX	Std				
F18B, F20B 1850cc, 1997cc Inline 4	4B1946H	Std.,.025,.25				
	4B1946HX	Std				
	4B1946HD	Std.,.025,.25				
	4B1946HXD	Std				
F20C, F22C 1997cc/2157cc Inline 4	4B1912H	Std.,.025,.25	5M1913H	Std.,.025,.25		
	4B1912HX	Std	5M1913HX	Std		
	4B1912HD	Std.,.025,.25				
	4B1912HXD	Std				
H22A / H22Z 2157cc Inline 4	4B1912H	Std.,.025,.25	5M1957H (1998 on)	Std.,.025,.25	1T1957 (1998 on)	Std
	4B1912HX	Std	5M1957HX (1998 on)	Std		
	4B1912HD	Std.,.025,.25				
	4B1912HXD	Std				
F23A, F23Z (1998 on) 2254cc Inline 4	4B1906H	Std.,.025,.25,.50	5M1957H	Std.,.025,.25	1T1957	Std
	4B1906HX	Std	5M1957HX	Std		
J32, J35 3.2L, 3.5L V6	6B1995H	Std.,.025,.25	4M1996H	Std.,.025,.25		
	6B1995HX	Std	4M1996HX	Std		
J37 3.7L V6	6B1997H	Std.,.025,.25	4M1996H	Std.,.025,.25		
	6B1997HX	Std	4M1996HX	Std		
<b>HYUNDAI / KIA</b>						
G4EK, G4FK 1495cc - Excel X3 Racing Series	4B1201H	Std.,.025,.25,.50	5M1202H	Std.,.025,.25,.50		
G4KF, G4KH, G4KL 2.0T (Theta II) 1998cc Inline 4 Turbo - i30 N, Genesis, Stinger	4B1293H	Std.,.025,.25	5M1295H	Std.,.025,.25		
	4B1293HX	Std	5M1295HX	Std		
G4KA, G4KC, G4KD, G4KE, G4KG, G4KJ (Theta) 1998cc, 2359cc Inline 4	4B1293H	Std.,.025,.25	5M1295H	Std.,.025,.25		
	4B1293HX	Std	5M1295HX	Std		
G6DA, G6DB, G6DC, G6DH (Lambda) 3.3/3.5/3.8L V6 (inc Turbo) Genesis, Kia Stinger	6B8598H	Std.,.025,.25	4M8599H	Std.,.025,.25		
	6B8598HX	Std	4M8599HX	Std		

## NOTES



**RACE**  
SERIES

PERFORMANCE ENGINE BEARINGS



Application	Rod Bearing Set	Sizes	Main Bearing Set	Sizes	Cam Bearing Set / Thrustwasher Set / Piston Pin Bush	Size
<b>JEEP</b>						
5.7L Hemi V8, 2005 - 2008	8B1808H	Std.,025,.25	5M2220H	Std.,025,.25	1T611S	Std
	8B1808HX	Std	5M2220HX	Std		
5.7L Hemi V8, 2009 on ESD 6.2L Hemi V8 Turbo, 2018 on	8B1808H	Std.,025,.25	5M2221H	Std.,025,.25	1T611S	Std
	8B1808HX	Std	5M2221HX	Std		
<b>LANCIA</b>						
Delta HF Integrale 1995cc Inline 4 Turbo	4B2904H	Std.,025,.25	5M2908H	Std.,025,.25		
	4B2904HX	Std	5M2908HX	Std		
<b>MAZDA</b>						
2.0L LF MZR (Duratec) 3, MX-5	4B4390H	Std.,025,.25	5M8174H	Std.,025,.25		
	4B4390HX	Std	5M8174HX	Std		
2.3L L3 MZR (Duratec) 3, 6, Tribute	4B8170H	Std.,025,.25	5M8174H	Std.,025,.25		
	4B8170HX	Std	5M8174HX	Std		
2.3L L3-VDT DISI Turbo (Duratec) 3 MPS, 6 MPS, CX-7	4B8171H (No notch)	Std.,025,.25	5M8174H	Std.,025,.25		
	4B8171HX	Std	5M8174HX	Std		
	4B8172H (With notch)	Std.,025,.25				
	4B8172HX	Std				
B1, B3, B5, Z5-DE 1.1L, 1.3L, 1.5L Inline 4	4B8331**	Std.,25,.50, .75,1.0,1.25	5M8353H	Std.,025,.25,.50	1T8353	Std
			5M8353HX	Std		
B6, B6-T, BP, BP-T, ZL-VE, ZM-DE 1.5L, 1.6L, 1.8L Inline 4	4B8351H	Std.,025,.25,.50	5M8353H	Std.,025,.25,.50	1T8353	Std
	4B8351HX	Std	5M8353HX	Std		
P4-AT, 2.2L 4 Cyl. Diesel BT50	4B2260H	Std.,025,.25	5M2276H	Std.,025,.25		
	4B2260HX	Std	5M2276HX	Std		
P5-AT, 3.2L 5 Cyl. Diesel BT50	5B2260H	Std.,025,.25	6M2276H	Std.,025,.25		
	5B2260HX	Std	6M2276HX	Std		
<b>MINI</b>						
997cc, 998cc Inline 4	4B2201H	Std, 001, 010	3M2203H	Std, 001, 010	2T2203	STD
	4B2201HX	Std	3M2203HX	Std	RB843	Semi
1275cc Inline 4 (up to 1983)	4B2206H	Std, 001, 010	3M2204H	Std, 001, 010	2T2204	STD
	4B2206HX	Std	3M2204HX	Std		
1275cc Inline 4 (from 1983 on)	4B2206H	Std, 001, 010	3M2205H	Std.,025,.25	2T2204	STD
	4B2206HX	Std	3M2205HX	Std		
B48 A20 - F54, F55, F56, F57, F60 1998cc Inline 4 Turbo	4B1510H	Std, .025, .25				
	4B1510HX	Std				
N12B16, N14B16, N16B16, N18B16 - R55, R56, R57 1598cc Inline4 (Prince) 2006 - 2015	4B7787H	Std, .025, .25	5M7788H	Std, .025, .25	1T7788	Std
	4B7787HX	Std	5M7788HX	Std		
W10B16 - R50, R52, R53 1598cc Inline 4 One/Cooper	4B2903H	Std.,025,.25				
	4B2903HX	Std				
W11B16 - R50, R52, R53 1598cc Supercharged Inline 4 Cooper S	4B2902H	Std.,025,.25				
	4B2902HX	Std				

\*\*Duraglide 780 material

HX - 0.001" extra clearance on Standard journal. | HD - Bearing has dowel hole location.

**PRIOR TO GRINDING YOUR CRANKSHAFT, WE STRONGLY RECOMMEND YOU CHECK THE AVAILABILITY OF THE REQUIRED UNDERSIZE WITH YOUR LOCAL DISTRIBUTOR.**

Application	Rod Bearing Set	Sizes	Main Bearing Set	Sizes	Cam Bearing Set / Thrustwasher Set / Piston Pin Bush	Size
<b>MITSUBISHI</b>						
4G30/31/32/33/35/36/37 1.2L,1.3L,1.4L,1.5L,1.6L,1.7L,1.8L Inline 4	4B1146H	Std.,025,.25	5M1144H	Std.,025,.25		
	4B1146HX	Std	5M1144HX	Std		
4G61, 4G61T, 4G62, 6G2BT 1.6L, 1.8L Inline 4	4B1146H	Std.,025,.25	5M1144H	Std.,025,.25		
	4B1146HX	Std	5M1144HX	Std		
4G63, 4G63T, 4G64 (1983-1992)	4B1146H	Std.,025,.25	5M1144H	Std.,025,.25		
	4B1146HX	Std	5M1144HX	Std		
4G63, 4G63T, 4G64 (1992-97 with flange main)	4B1185H	Std.,025,.25	5M1186H	Std.,025,.25		
	4B1185HX	Std	5M1186HX	Std		
4G63, 4G63T, 4G64 (1997 on with T/W)	4B1185H	Std.,025,.25	5M1219H	Std.,025,.25	1T1219	Std
	4B1185HX	Std	5M1219HX	Std		
4G91, 4G92, 4G93, 4G93-T 1.5L, 1.6L, 1.8L Inline 4	4B8036H	Std, .25	5M8037H	Std, .25	1T8037	Std
4G94 2.0L Inline 4	4B8050H	Std.,025,.25	5M8037H	Std, .25	1T8037	Std
	4B8050HX	Std				
4B11T (EVO X) Lancer Evolution 2.0L Inline 4	4B1236H	Std.,025,.25	5M1237H	Std.,025,.25	1T1237	Std
	4B1236HX	Std	5M1237HX	Std		
4M41 Turbo Diesel 3.2L Inline 4	4B1800H	Std				
6G72, 6G72T, 6G73 3.0L, 2.5L V6	6B1140H	Std.,025,.25	4M1149H	Std.,025,.25	2T1149	Std
	6B1140HX	Std	4M1149HX	Std		
<b>NISSAN</b>						
CA16, CA18, CA18DET, CA20, CD17 1.6L/1.7L/1.8L/2.0L Inline 4	4B1630H	Std.,025,.25,.50	5M1633H	Std.,025,.25,.50		
	4B1630HX	Std	5M1633HX	Std		
CD20, CD20-T Diesel/Turbo Diesel 2.0L Inline 4			5M1633H	Std.,025,.25,.50		
			5M1633HX	Std		
KA24DE 2389cc Inline 4 (240SX)	4B2746H	Std.,025,.25	5M2747H	Std.,025,.25	RB4105	
	4B2746HX	Std	5M2747HX	Std		
L Series 1967 - 86 1296, 1428, 1595, 1770cc Inline 4	4B1171H	Std.,025,.25	5M1172H	Std.,025,.25		
	4B1171HX	Std	5M1172HX	Std		
Z Series 1978 - 88 1595, 1770cc Inline 4	4B1171H	Std.,025,.25	5M1172H	Std.,025,.25		
	4B1171HX	Std	5M1172HX	Std		
FJ20E, FJ20-ET 1990cc Inline 4 (incl. Turbo)	4B1171H	Std.,025,.25				
	4B1171HX	Std				
L Series 1967 - 86, Z-Car 2.0 - 2.8L Inline 6	6B1171H	Std.,025,.25	7M1172H	Std.,025,.25		
	6B1171HX	Std	7M1172HX	Std		
MR16DDT 1.6L Inline 4 Turbo			5M2905H	Std.,025,.25		
			5M2905HX	Std		
RB20E, RB20S (SOHC) 2.0L Inline 6			7M2394H	Std.,025,.25,.50	RB4107	
			7M2394HX	Std		

## NOTES



**RACE**  
SERIES

PERFORMANCE ENGINE BEARINGS



Application	Rod Bearing Set	Sizes	Main Bearing Set	Sizes	Cam Bearing Set / Thrustwasher Set / Piston Pin Bush	Size
RB20DE, RB20DET (DOHC) 2.0L Inline 6	6B2630H	Std.,025,.25	7M2394H	Std.,025,.25,.50	RB4074	
	6B2630HX	Std	7M2394HX	Std		
RB25DE, RB25DET 2.5L Inline 6	6B2960H	Std.,025,.25,.50	7M2394H	Std.,025,.25,.50	RB4074	
	6B2960HX	Std	7M2394HX	Std		
RB26DETT 2.6L Inline 6	6B2960H	Std.,025,.25,.50	7M2428H	Std.,025,.25,.50	RB4074	
	6B2960HX	Std	7M2428HX	Std		
RB30, RB30ET 3.0L Inline 6	6B2390H	Std.,025,.25,.50	7M2394H	Std.,025,.25,.50	RB4074	
	6B2390HX	Std	7M2394HX	Std		
RD28, RD28E, RD28T 3.0L Inline 6 Diesel / Turbo Diesel	6B2930**	Std.,25,.50,.75,1.0	7M2394H	Std.,025,.25,.50		
			7M2394HX	Std		
SR20DE/DET (non GTiR) 2.0L Inline 4	4B2960H (17mm wide)	Std.,025,.25,.50	5M2964H	Std.,025,.25,.50	1T2964	Std
	4B2960HX	Std	5M2964HX	Std		
SR20DET (GTiR) 2.0L Inline 4	4B2976H (19mm wide)	Std.,025,.25	5M2975H (5 oil holes in upper)	Std.,025,.25	1T2964	Std
	4B2976HX	Std	5M2975HX	Std		
TB42, TB45, TB48 4.2L, 4.5L, 4.8L Inline 6	6B2955H	Std.,025,.25				
	6B2955HX	Std				
TD25, TD27 (Navara) 2494cc, 2663cc Inline 4 Diesel	4B2966H	Std.,025,.25	5M2965H	Std.,025,.25	2T1367	Std
	4B2966HX	Std	5M2965HX	Std		
TD42 (Patrol) 4169cc Inline 6 Diesel	6B2966H	Std.,025,.25	7M2965H	Std.,025,.25	2T1367	Std
	6B2966HX	Std	7M2965HX	Std		
VG20E, VG20ET, VG20DET 2.0L V6			4M2737H	Std.,025,.25,.50		
			4M2737HX	Std		
VG30E, VG30ET, VG30i, VG33E 3.0L/3.3L V6	6B2390H	Std.,025,.25,.50	4M2737H	Std.,025,.25,.50		
	6B2390HX	Std	4M2737HX	Std		
VG30DE, VG30DETT 3.0L V6	6B2390H	Std.,025,.25,.50	4M2737H	Std.,025,.25,.50		
	6B2390HX	Std	4M2737HX	Std		
VK45, VK50, VK56 4.5L, 5.0L, 5.6L V8	8B2990H	Std.,025,.25	5M2995H	Std.,025,.25	2T2995	Std
	8B2990HX	Std	5M2995HX	Std		
VQ20DE, VQ25DE, VQ30DE, VQ30DET 2.0L/2.5L/3.0L V6	6B2630H (For 48mm Tunnel only)	Std.,025,.25	4M2633H	Std.,025,.25	2T2633	Std
	6B2630HX	Std	4M2633HX	Std		
VQ35DE 3.5L V6	6B2640H	Std.,025,.25	4M2633H	Std.,025,.25	2T2633	Std
	6B2640HX	Std	4M2633HX	Std	RB4128	
VQ35HR, VQ37VHR 3.5L, 3.7L V6	6B2639H	Std.,025,.25	1M2505H	Std-0/1/2/3/4 (Graded)	1T2505	Std
	6B2639HX	Std	4M2505H	Std.,25		
VR30DDTT - Z, Infiniti Q50, Q60 3.0L V6 Twin Turbo	6B2639H	Std.,025,.25	1M2505H	Std-0/1/2/3/4 (Graded)	1T2505	Std
	6B2639HX	Std	4M2505H	Std.,25		
VR38DETT (GT-R R35) 3.8L V6 Twin Turbo	1B2500H	Std-0/1/2 (Graded)	1M2505H	Std-0/1/2/3/4 (Graded)	1T2505	Std
	6B2500H	Std.,25	4M2505H	Std.,25		
ZD30, QD32 2953cc, 3153cc Inline 4 Diesel	4B2966H	Std.,025,.25	5M2965H	Std.,025,.25	2T1367	Std
	4B2966HX	Std	5M2965HX	Std		

\*\*Duraglide 780 material

HX - 0.001" extra clearance on Standard journal. | HD - Bearing has dowel hole location.

**PRIOR TO GRINDING YOUR CRANKSHAFT, WE STRONGLY RECOMMEND YOU CHECK THE AVAILABILITY OF THE REQUIRED UNDERSIZE WITH YOUR LOCAL DISTRIBUTOR.**

Application	Rod Bearing Set	Sizes	Main Bearing Set	Sizes	Cam Bearing Set / Thrustwasher Set / Piston Pin Bush	Size
<b>OPEL</b>						
1196cc SOHC (Family I) 12NV,12NZ,12ST,C12NZ,X12SG	4B1350H	Std.,025.,25	5M1338H	Std.,025.,25		
	4B1350HX	Std	5M1338HX	Std		
1297cc SOHC (Family I) 13N,13NB,13S,13SB,C13N	4B1350H	Std.,025.,25	5M1338H	Std.,025.,25		
	4B1350HX	Std	5M1338HX	Std		
1389cc SOHC/DOHC (Family I) 14NV,14SE,C14NZ,C14SE,C14SEL,X14NZ, X14SZ,X14XE,Z14XE	4B1350H	Std.,025.,25	5M1338H	Std.,025.,25		
	4B1350HX	Std	5M1338HX	Std		
1598cc SOHC/DOHC (Family I) 16NZR,16SV,C16LZ,C16LZ2,C16NZ,C16SE, C16SEI,C16SEL,C16XE,E16NZ,E16SE,X16SZ, X16SZR,X16XE,X16XEL,Y16XE,Z16SE,Z16XE, Z16XEP,Z16XER,Z16YNG	4B1350H	Std.,025.,25	5M1338H	Std.,025.,25		
	4B1350HX	Std	5M1338HX	Std		
1796cc DOHC (Family I) X18XE1,Z18XE,Z18XEL,Z18XER 1598cc DOHC Turbo	4B1350H	Std.,025.,25	5M1338H	Std.,025.,25		
	4B1350HX	Std	5M1338HX	Std		
1598cc DOHC Turbo - Gen III A16LEL,A16LER,A16LES,A16LET,B16LER, B16LES,Z16LEL,Z16LER,Z16LET	4B1355H	Std.,025.,25	5M1338H	Std.,025.,25		
	4B1355HX	Std	5M1338HX	Std		
1598cc SOHC (Family II) 16N,16SH	4B2322H	Std.,025.,25.,50	5M2327H	Std.,025.,25.,50		
	4B2322HX	Std	5M2327HX	Std		
1598cc SOHC Diesel 16D,16DA	4B2322H	Std.,025.,25.,50	5M2327H	Std.,025.,25.,50		
	4B2322HX	Std	5M2327HX	Std		
1796cc SOHC/DOHC (Family II) 18E,18N,18NV,18S,18SE,18SEH,18SV,C18NE, C18NT,C18NV,C18NZ,C18XE,C18XEL,E18NV, E18NVR,S18NV,X18XE	4B2322H	Std.,025.,25.,50	5M2327H	Std.,025.,25.,50		
	4B2322HX	Std	5M2327HX	Std		
1998cc SOHC/DOHC incl. Turbo (Family II) 20NE,20NEJ,20SE,20SEH,20SER,20XE,C20LET, C20NE,C20NEF,C20SEL,C20XE,X20SE,Z20LET	4B2322H	Std.,025.,25.,50	5M2327H	Std.,025.,25.,50		
	4B2322HX	Std	5M2327HX	Std		
2198cc DOHC (Family II) Y22SE	4B2322H	Std.,025.,25.,50	5M2327H	Std.,025.,25.,50		
	4B2322HX	Std	5M2327HX	Std		
2198cc DOHC (Family II) C22SEL,X22SE,X22XE,Y22XE,Z22XE	4B2322H	Std.,025.,25.,50				
	4B2322HX	Std				
1998cc DOHC Turbo (Ecotec) A20NFT,Z20NET,Z20NHH	4B2296H	Std.,025.,25				
	4B2296HX	Std				
2198cc DOHC (Ecotec) Z22SE	4B2296H	Std.,025.,25				
	4B2296HX	Std				
Z28NEL, Z28NET 2.8L Turbo V6	6B2270H	Std.,025.,25	4M2273H	Std.,025.,25		
	6B2270HX	Std	4M2273HX	Std		

## NOTES



**RACE**  
SERIES

PERFORMANCE ENGINE BEARINGS



Application	Rod Bearing Set	Sizes	Main Bearing Set	Sizes	Cam Bearing Set / Thrustwasher Set / Piston Pin Bush	Size
<b>PEUGEOT</b>						
EP6, EP6DT 1598cc Inline4 (Prince)	4B7787H	Std, .025, .25	5M7788H	Std, .025, .25		
	4B7787HX	Std	5M7788HX	Std		
XU9, XU10, XU10J2, XU10J4, XU10M 1905cc, 1998cc Inline 4	4B7700H	Std, .025, .25				
	4B7700HX	Std				
TU9, XV3, XV5, XV8 954cc Inline 4	4B7712H	Std, .30, .50			1T7707	Std, +.15
	4B7712HX	Std				
TU3.2, TU3J2, TU5JP, TU5JP4 1360cc, 1587cc Inline 4	4B7712H	Std, .30, .50	5M2797H	Std, .30, .50	1T7707	Std, +.15
	4B7712HX	Std	5M2797HX	Std		
TU1, TU2.4, TU2J2, XW3, XW7 1124cc, 1294cc Inline 4	4B7712H	Std, .30, .50			1T7709	Std, +.10
	4B7712HX	Std				
TU3A, TU3CP, TU3M, TU3S XY6, XY7, XY8 1360cc Inline 4	4B7712H	Std, .30, .50			1T7709	Std, +.10
	4B7712HX	Std				
TU1JP, TU3JP, TU5J2, TU5J4 XU5J, XU5JP 1124, 1360, 1580, 1587cc Inline 4	4B7712H	Std, .30, .50	5M2797H	Std, .30, .50	1T7709	Std, +.10
	4B7712HX	Std	5M2797HX	Std		
TU3JP (2005 on), TUD5 (Diesel) 1360cc, 1587cc Inline 4			5M2797H	Std, .30, .50	1T7709	Std, +.10
			5M2797HX	Std		
EW7, EW10, EW12 1749cc, 1997cc, 2230cc Inline 4	4B7736H	Std, .30				
XU7JB, XU7JP, XU7JP4 1761cc Inline 4	4B7736H	Std, .30				
<b>PORSCHE</b>						
924S 1981 - 1988 2479cc Inline 4	4B2475H	Std, 001, 010				
	4B2475HX	Std				
944 1982 - 1991 2479cc, 2681cc, 2990cc Inline 4	4B2475H	Std, 001, 010				
	4B2475HX	Std				
911, 914 1964-1971 1990cc, 2193cc H6	6B2452H	Std, .025, .25				
	6B2452HX	Std				
911, 930 1971-1977 2341cc, 2687cc, 2993cc H6	6B2455H	Std, .025, .25				
	6B2455HX	Std				
911 (930) 1977-1983 2993cc H6	6B2462H	Std, .025, .25				
	6B2462HX	Std				
930 1977-1989 3299cc Turbo H6	6B2463H (17.8mm Wide)	Std, .025, .25				
	6B2463HX	Std				
911 (984, 3.2 Carrera) 1984-93 3164cc, 3600cc H6	6B2463H (17.8mm Wide)	Std, .025, .25				
	6B2463HX	Std				
911 (993) 1994-1997 3600cc, 3746cc H6	6B2473H (14.8mm Wide)	Std, .025, .25				
	6B2473HX	Std				
911 (991 Turbo) 2013 on MA1.71 3800cc Turbo H6	6B2484H	Std, .025, .25				
	6B2484HX	Std				
928 1977 - 1995 4474cc, 4664cc, 4957cc, 5397cc V8	4B2475H (requires 2 sets)	Std, 001, 010				
	4B2475HX	Std				

\*\*Duraglide 780 material

HX - 0.001" extra clearance on Standard journal. | HD - Bearing has dowel hole location.

**PRIOR TO GRINDING YOUR CRANKSHAFT, WE STRONGLY RECOMMEND YOU CHECK THE AVAILABILITY OF THE REQUIRED UNDERSIZE WITH YOUR LOCAL DISTRIBUTOR.**

Application	Rod Bearing Set	Sizes	Main Bearing Set	Sizes	Cam Bearing Set / Thrustwasher Set / Piston Pin Bush	Size
<b>RENAULT</b>						
129-5/XZ7R, 150-X5J 1219cc/1360cc Inline 4	4B7712H	Std, .30, .50				
	4B7712HX	Std				
F1N, F2N, F2R, F3N, F3P, F3R, F7P, F7R 1721cc,1794cc,1763cc,1998cc Inline 4	4B7820H	Std, .25, .50	5M7807H	Std, .25, .50	1T7807	Std, +.10
	4B7820HX	Std	5M7807HX	Std	RB4122	
F8M, F80 1595cc/1870cc Inline 4 Diesel	4B7820H	Std, .25, .50	5M7807H	Std, .25, .50	1T7807	Std, +.10
	4B7820HX	Std	5M7807HX	Std		
R5 1397cc Turbo	4B7906H	Std, .25	5M7909H	Std		
<b>SAAB</b>						
B202/4/5/6, B234/5 1985cc, 2290cc Inline 4 (inc. turbo)	4B2010H	Std, .25	5M2015H	Std, .25		
LP9 2.8L Turbo V6 9-3, 9-5	6B2270H	Std, .025, .25	4M2273H	Std, .025, .25		
	6B2270HX	Std	4M2273HX	Std		
<b>SUBARU</b>						
EJ15, EJ16 1493cc, 1597cc Flat4	4B8296H (suits 52 mm journal size)	Std, .025, .25, .50	5M8297H (for thrust in #3 position)	Std, .025, .25, .50		
	4B8296HX	Std	5M8297HX	Std		
	4B8320H (suits 48 mm journal size)	Std, .025, .25, .50				
	4B8320HX	Std				
EJ18, EJ20, EJ22, EJ25 EJ20T, EJ20TT, EJ22T, EJ25T Turbo, Twin Turbo 1820cc, 1994cc, 2212cc, 2457cc Flat4	4B8296H (suits 52 mm journal size)	Std, .025, .25, .50	5M8309H (for thrust in #5 position)	Std, .025, .25, .50	RB4125	Semi
	4B8296HX	Std	5M8309HX	Std		
			5M8309HOS2 (+.002" O/S Hsg)	Std, .025		
			5M8309HXOS2 (+.002" O/S Hsg)	Std		
			5M8309HOS5 (+.005" O/S Hsg)	Std, .025		
			5M8309HXOS5 (+.005" O/S Hsg)	Std		
	4B8320H (suits 48 mm journal size)	Std, .025, .25, .50	5M8297H (for thrust in #3 position)	Std, .025, .25, .50		
4B8320HX	Std	5M8297HX	Std			
EZ30D 2999cc Flat6	6B8275H	Std, .025, .25				
	6B8275HX	Std				



## NOTES

.....

.....

.....



**RACE**  
SERIES

PERFORMANCE ENGINE BEARINGS

Application	Rod Bearing Set	Sizes	Main Bearing Set	Sizes	Cam Bearing Set / Thrustwasher Set / Piston Pin Bush	Size
FA20 1994cc Flat4 (BRZ) FA24D (2022 BRZ), FA24F (Turbo) 2387cc	4B8310H	Std., .025, .25	5M8312H	Std., .025, .25, .50		
	4B8310HX	Std	5M8312HX	Std		
			5M8312HOS2 (+.002" O/S Hsg)	Std.,.025		
			5M8312HXOS2 (+.002" O/S Hsg)	Std		
			5M8312HOS5 (+.005" O/S Hsg)	Std.,.025		
			5M8312HXOS5 (+.005" O/S Hsg)	Std		
FB20, FB25 1995cc, 2498cc Flat4	4B8325H	Std., .025, .25	5M8312H	Std., .025, .25, .50		
	4B8325HX	Std	5M8312HX	Std		
			5M8312HOS2 (+.002" O/S Hsg)	Std.,.025		
			5M8312HXOS2 (+.002" O/S Hsg)	Std		
			5M8312HOS5 (+.005" O/S Hsg)	Std.,.025		
			5M8312HXOS5 (+.005" O/S Hsg)	Std		
<b>SUZUKI</b>						
GSX-R1000 988, 999cc Inline 4 (Motorcycle)	4B8430H	Std.,.025,.25				
	4B8430HX	Std				
Hayabusa 1299cc Inline 4 (Motorcycle)	4B8431H	Std.,.025,.25	5M8434H	Std.,.025,.25		
	4B8431HX	Std	5M8434HX	Std		
G13A,G13B, G13BA, G13BB 1298cc, 1324cc Inline 4	4B8336H	Std.,.25,.50	5M8337H	Std.,.25,.50	1T8337	Std
	4B8336HX	Std	5M8337HX	Std		
M16A Liana, Grand Vitara, Swift 1586cc Inline 4	4B8440H	Std.,.025,.25	5M8443H	Std.,.025,.25		
	4B8440HX	Std	5M8443HX	Std		
<b>TOYOTA</b>						
1AZ-FE, 2AZ-FE, 2AZ-FXE 1998cc, 2362cc Inline 4	4B8411H	Std.,.025,.25	5M8412H	Std.,.025,.25	1T8412	Std
	4B8411HX	Std	5M8412HX	Std		
1FZFE (Landcruiser) 4476cc Inline 6	6B7990H	Std.,.025,.25	7M7989H	Std.,.025,.25	2T7989	Std
	6B7990HX	Std	7M7989HX	Std		
1GD-FTV, 2GD-FTV 2755cc, 2393cc 4 Cyl. Diesel	4B8635H	Std., .025, .25	5M8637H	Std., .025, .25	2T1852	Std
	4B8635HX	Std	5M8637HX	Std		
1GR-FE (Landcruiser, Tundra) 3956cc V6	6B8262H	Std., .025, .25	4M8263H	Std., .025, .25	2T8263	Std
	6B8262HX	Std	4M8263HX	Std		
1HZ (Landcruiser) 4164cc Inline 6 Diesel	6B8396H	Std.,.025,.25	7M8397H	Std.,.025,.25	2T8397	Std
	6B8396HX	Std	7M8397HX	Std		
1JZGE, 1JZGTE 2492cc 2JZGE, 2JZGTE 2997cc Inline 6	6B8100H	Std.,.025,.25	7M8103H	Std.,.025,.25	2T8103	Std
	6B8100HX	Std	7M8103HX	Std		
1KD,1KZ 2982cc, 2KD 2494cc Turbo Diesel - Hilux, Prado	4B1850H	Std., .025, .25	5M1852H	Std., .025, .25	2T1852	Std
	4B1850HX	Std	5M1852HX	Std		
1RZ, 2RZ, 2TZ, 3RZ 1998cc,2438cc,2693cc Inline 4	4B8376H	Std.,.025,.25	5M8378H	Std.,.025,.25	2T8377	Std
	4B8376HX	Std	5M8378HX	Std		

\*\*Duraglide 780 material

HX - 0.001" extra clearance on Standard journal. I HD - Bearing has dowel hole location.

**PRIOR TO GRINDING YOUR CRANKSHAFT, WE STRONGLY RECOMMEND YOU CHECK THE AVAILABILITY OF THE REQUIRED UNDERSIZE WITH YOUR LOCAL DISTRIBUTOR.**



Application	Rod Bearing Set	Sizes	Main Bearing Set	Sizes	Cam Bearing Set / Thrustwasher Set / Piston Pin Bush	Size
1S, 2S, 3S, 4S, 5S 1832cc, 1838cc, 1995cc, 1998cc, 2164cc Inline 4			5M8361H	Std.,.025,.25,.50	2T1689	Std
			5M8361HX	Std		
1UR-FE, 2UR-FSE, 3UR-FE 4608cc, 4969cc, 5663cc V8	8B8630H	Std.,.025,.25	5M8632H	Std.,.025,.25		
	8B8630HX	Std	5M8632HX	Std		
1UZFE, 2UZFE, 3UZFE 3969cc, 4664cc, 4293cc V8	8B8091H	Std.,.025,.25,.50	5M8088H	Std.,.025,.25,.50	2T8092	Std
	8B8091HX	Std	5M8088HX	Std		
2A, 3A, 4A, 5A, 6A, 7A 1298cc, 1397cc, 1452cc, 1587cc, 1762cc Inline 4			5M1695H (1983 on)	Std.,.025,.25,.50	2T1695	Std
			5M1695HX	Std		
2GR-FE 3456cc V6 (Lotus Evora, Exige)	6B8466H	Std.,.025,.25	4M8468H	Std.,.025,.25	1T8468	Std
	6B8466HX	Std	4M8468HX	Std		
2ZZ-GE 1796cc Inline 4 (Lotus Elise, Exige)	4B1856H	Std.,.025,.25	5M1857H	Std.,.025,.25	1T1853	Std
	4B1856HX	Std	5M1857HX	Std		
3SGE, 3SGTE 1998cc Inline 4	4B8366H	Std.,.025,.25,.50	5M8361H	Std.,.025,.25,.50	2T1689	Std
	4B8366HX	Std	5M8361HX	Std		
4AGE, 4AGZE, 4A-GEC, 4A-GELC 1587cc Inline 4	4B1780H	Std.,.025,.25,.50	5M1695H	Std.,.025,.25,.50	2T1695	Std
	4B1780HX	Std	5M1695HX	Std		
4U-GSE (86) 1998cc Flat4	4B8310H	Std.,.025,.25	5M8312H	Std.,.025,.25,.50		
	4B8310HX	Std	5M8312HX	Std		
			5M8312HOS2 (+.002" O/S Hsg)	Std.,.025		
			5M8312HXOS2 (+.002" O/S Hsg)	Std		
			5M8312HOS5 (+.005" O/S Hsg)	Std.,.025		
			5M8312HXOS5 (+.005" O/S Hsg)	Std		
B58B30 - A90 Supra (5th Gen) 2998cc Inline 6 Turbo	6B1510H	Std.,.025,.25	7M1512H	Std.,.025,.25		
	6B1510HX	Std	7M1512HX	Std		
G16E-GTS - GR Yaris 1618cc Inline 3 Turbo	3B8532H	Std.,.025,.25	4M8533H	Std.,.025,.25	1T8533	Std
	3B8532HX	Std	4M8533HX	Std		
<b>VOLKSWAGEN</b>						
See Audi / VW						
<b>VOLVO</b>						
B200, B204, B230, B234 (incl. Turbo) 1986cc, 2316cc Inline 4	4B2726H	Std.,.025,.25				
	4B2726HX	Std				
B5202, B5204, B5234/T, B5244/T, B5254/T Inline 5 2.0L, 2.3L, 2.4L, 2.5L inc. Turbo	5B7880H	Std.,.025,.25				
	5B7880HX	Std				



## NOTES

.....

.....



PERFORMANCE ENGINE BEARINGS

# TECHNICAL DATA - CONROD BEARINGS

SET	PART	TUNNEL MIN. MM	TUNNEL MAX. MM	SHAFT MIN. MM	SHAFT MAX. MM	MAX. WALL	MAX. LENGTH
10B1580H	1580H	56.000	56.013	51.975	51.991	1.998	15.90
10B1580HX	1580HX	56.000	56.013	51.975	51.991	1.985	15.90
1B1606H	1606H	50.600	50.619	47.758	47.778	1.405	19.00
1B1606HX	1606HX	50.600	50.619	47.758	47.778	1.392	19.00
1B2500H	2500H	59.000	59.013	55.943	55.961	*	19.00
1B481H	2700H	57.150	57.163	53.950	53.975	1.582	21.52
1B481HX	2700HX	57.150	57.163	53.950	53.975	1.569	21.52
1B5562H	5562H	50.600	50.619	47.758	47.778	1.405	17.40
1B5562HX	5562HX	50.600	50.619	47.758	47.778	1.392	17.40
3B7328H	7328H		43.000		40.000	1.498	15.60
3B7328HX	7328HX		43.000		40.000	1.485	15.60
3B8532H	8532H	51.000	51.024	47.992	48.000	1.496	17.25
3B8532HX	8532HX	51.000	51.024	47.992	48.000	1.483	17.25
4B1060H	1060H	52.927	52.940	49.200	49.213	1.840	19.17
4B1060HX	1060HX	52.927	52.940	49.200	49.213	1.827	19.17
4B1110H	1110H	53.693	53.708	49.987	50.000	1.836	23.44
4B1146H	1146H	48.000	48.020	44.991	45.000	1.489	23.50
4B1146HX	1146HX	48.000	48.020	44.991	45.000	1.476	23.50
4B1171H	1171H	53.005	53.013	49.962	49.975	1.504	22.10
4B1171HX	1171HX	53.005	53.013	49.962	49.975	1.491	22.10
4B1185H	1185H	47.998	48.019	44.981	44.996	1.488	21.10
4B1185HX	1185HX	47.998	48.019	44.981	44.996	1.475	21.10
4B1201H	1201H	48.000	48.020	44.975	44.990	1.505	19.12
4B1236H	1236H	55.000	55.010	51.954	51.972	1.500	17.00
4B1236HX	1236HX	55.000	55.010	51.954	51.972	1.487	17.00
4B1293H	1293H	51.000	51.018	47.954	47.972	1.513	17.00
4B1293HX	1293HX	51.000	51.018	47.954	47.792	1.500	17.00
4B1350H	1350H	46.000	46.013	42.971	42.987	1.495	16.63
4B1350HX	1350HX	46.000	46.013	42.971	42.987	1.482	16.63
4B1355H	1355H	46.000	46.013	42.971	42.987	1.495	16.63
4B1355HX	1355HX	46.000	46.013	42.971	42.987	1.482	16.63
4B1489H	1489H	48.000	48.016	44.975	44.991	1.493	16.00
4B1489HX	1489HX	48.000	48.016	44.975	44.991	1.480	16.00
4B1490H	1490H	48.000	48.016	44.975	44.991	1.490	18.00
4B1490HX	1490HX	48.000	48.016	44.975	44.991	1.477	18.00
4B1510H	1510H	53.600	53.619	49.975	49.992	1.793	19.55
4B1510HX	1510HX	53.600	53.619	49.975	49.992	1.780	19.55
4B1568H	1568H	52.000	52.015	47.975	47.991	1.993	20.00
4B1568HX	1568HX	52.000	52.015	47.975	47.991	1.980	20.00
4B1584H	1584H	53.600	53.616	49.973	49.993	1.793	17.55
4B1584HX	1584HX	53.600	53.616	49.973	49.993	1.780	17.55
4B1606H	1606H	50.600	50.619	47.758	47.778	1.405	19.00
4B1606HX	1606HX	50.600	50.619	47.758	47.778	1.392	19.00
4B1609H	1609H	50.600	50.619	47.758	47.778	1.405	19.00
4B1609HX	1609HX	50.600	50.619	47.758	47.778	1.392	19.00
4B1630H	1630H	48.000	48.013	44.961	44.974	1.505	18.60
4B1630HX	1630HX	48.000	48.013	44.961	44.974	1.492	18.60

# TECHNICAL DATA - CONROD BEARINGS

SET	PART	TUNNEL MIN. MM	TUNNEL MAX. MM	SHAFT MIN. MM	SHAFT MAX. MM	MAX. WALL	MAX. LENGTH
4B1780H	1780H	45.000	45.024	41.985	42.000	1.487	17.10
4B1780HX	1780HX	45.000	45.024	41.985	42.000	1.474	17.10
4B1800H	1800H	58.000	58.020	53.970	54.000	1.993	27.63
4B1850H	1850H	62.014	62.032	58.982	59.000	1.491	24.60
4B1850HX	1850HX	62.014	62.032	58.982	59.000	1.478	24.60
4B1856H	1856H	48.000	48.024	44.992	45.000	1.492	16.00
4B1856HX	1856HX	48.000	48.024	44.992	45.000	1.479	16.00
4B1906H	1906H	48.000	48.024	44.976	45.000	1.502	15.50
4B1906HX	1906HX	48.000	48.024	44.976	45.000	1.489	15.50
4B1912H	1912H	51.004	51.024	47.980	48.000	1.496	19.40
4B1912HX	1912HX	51.004	51.024	47.980	48.000	1.483	19.40
4B1925H	1925H	48.000	48.024	44.976	45.000	1.502	17.50
4B1925HX	1925HX	48.000	48.024	44.976	45.000	1.489	17.50
4B1936H	1936H	51.004	51.024	47.980	48.000	1.496	19.40
4B1936HX	1936HX	51.004	51.024	47.980	48.000	1.483	19.40
4B1946H	1946H	48.000	48.024	44.980	45.000	1.504	19.50
4B1946HX	1946HX	48.000	48.024	44.980	45.000	1.491	19.50
4B1956H	1956H	48.000	48.020	44.980	45.000	1.499	18.50
4B1956HX	1956HX	48.000	48.020	44.980	45.000	1.486	18.50
4B1972H	1972H	51.004	51.024	47.980	48.000	1.500	15.40
4B1972HX	1972HX	51.004	51.024	47.980	48.000	1.487	15.40
4B2010H	2010H	56.000	56.019	51.981	52.000	1.988	20.25
4B2010HX	2010HX	56.000	56.019	51.981	52.000	1.975	20.25
4B2166H	2166H	55.000	55.020	51.990	52.000	1.496	20.12
4B2166HX	2166HX	55.000	55.020	51.990	52.000	1.483	20.12
4B2201H	2201H	44.971	44.983	41.285	41.298	1.824	22.35
4B2201HX	2201HX	44.971	44.983	41.285	41.298	1.811	22.35
4B2206H	2206H	48.146	48.158	44.460	44.473	1.822	21.59
4B2206HX	2206HX	48.146	48.158	44.460	44.473	1.809	21.59
4B2260H	2260H	55.996	56.016	52.980	53.000	1.487	24.45
4B2260HX	2260HX	55.996	56.016	52.980	53.000	1.474	24.45
4B2296H	2296H	52.118	52.134	49.000	49.014	1.542	20.30
4B2296HX	2296HX	52.118	52.134	49.000	49.014	1.529	20.30
4B2322H	2322H	52.000	52.012	48.971	48.987	1.498	19.30
4B2322HX	2322HX	52.000	52.012	48.971	48.987	1.485	19.30
4B2475H	2475H	55.000	55.019	51.971	51.990	1.497	24.00
4B2475HX	2475HX	55.000	55.019	51.971	51.990	1.484	24.00
4B2726H	2726H	51.999	52.014	48.984	49.004	1.486	24.00
4B2746H	2746H	53.000	53.013	49.961	49.974	1.505	20.00
4B2746HX	2746HX	53.000	53.013	49.961	49.974	1.492	20.00
4B2902H	2902H	49.000	49.020	45.992	46.008	1.489	17.25
4B2902HX	2902HX	49.000	49.020	45.992	46.008	1.476	17.25
4B2903H	2903H	47.000	47.020	43.992	44.008	1.489	16.25
4B2903HX	2903HX	47.000	47.020	43.992	44.008	1.476	16.25
4B2904H	2904H	53.897	53.913	50.787	50.807	1.536	19.50

\* = graded set - max. wall depends on grade.



**RACE**  
SERIES

PERFORMANCE ENGINE BEARINGS



# TECHNICAL DATA - CONROD BEARINGS

SET	PART	TUNNEL MIN. MM	TUNNEL MAX. MM	SHAFT MIN. MM	SHAFT MAX. MM	MAX. WALL	MAX. LENGTH
4B2904HX	2904HX	53.897	53.913	50.787	50.807	1.523	19.50
4B2960H	2960H	51.000	51.013	47.956	47.974	1.503	17.10
4B2960HX	2960HX	51.000	51.013	47.956	47.974	1.490	17.10
4B2966H	2966H	59.987	60.000	56.913	56.926	1.510	26.10
4B2966HX	2966HX	59.987	60.000	56.913	56.926	1.497	26.10
4B2976H	2976H	51.000	51.013	47.956	47.974	1.503	19.10
4B2976HX	2976HX	51.000	51.013	47.956	47.974	1.490	19.10
4B4390H	4390H	50.025	50.045	46.980	47.000	1.503	16.25
4B4390HX	4390HX	50.025	50.045	46.980	47.000	1.490	16.25
4B5562H	5562H	50.600	50.619	47.758	47.778	1.405	17.40
4B5562HX	5562HX	50.600	50.619	47.758	47.778	1.392	17.40
4B603H	5216H	52.896	52.908	49.200	49.212	1.830	22.35
4B603HX	5216HX	52.896	52.908	49.200	49.212	1.817	22.35
4B7267H	7267H	47.035	47.045	43.985	44.000	1.516	15.30
4B7267HX	7267HX	47.035	47.045	43.985	44.000	1.503	15.30
4B7700H	7700H	53.695	53.708	49.984	50.000	1.834	20.25
4B7700HX	7700H	53.695	53.708	49.984	50.000	1.820	20.25
4B7712H	7712H	48.655	48.671	44.975	44.991	1.820	19.75
4B7712HX	7712HX	48.655	48.671	44.975	44.991	1.807	19.75
4B7736H	7736H	48.655	48.671	44.975	44.991	1.821	22.50
4B7736HX	7736H	48.655	48.671	44.975	44.991	1.808	22.50
4B7787H	7787H	47.970	48.000	44.975	44.991	1.498	19.70
4B7787HX	7787HX	47.970	48.000	44.975	44.991	1.485	19.70
4B7820H	7820H	51.587	51.600	48.000	48.020	1.768	20.50
4B7820HX	7820HX	51.587	51.600	48.000	48.020	1.755	20.50
4B7906H	7906H	47.615	47.625	43.965	43.980	1.806	17.75
4B8036H	8036H	48.000	48.015	44.980	45.000	1.492	16.80
4B8050H	8050H	50.000	50.015	46.980	47.000	1.492	16.80
4B8050HX	8050HX	50.000	50.015	46.980	47.000	1.479	16.80
4B8170H	8170H	53.025	53.045	49.980	50.000	1.500	17.00
4B8170HX	8170HX	53.025	53.045	49.980	50.000	1.487	17.00
4B8171H	8171H	55.021	55.034	51.980	52.000	1.500	17.00
4B8171HX	8171HX	55.021	55.034	51.980	52.000	1.487	17.00
4B8172H	8172H	55.021	55.034	51.980	52.000	1.500	17.00
4B8172HX	8172HX	55.021	55.034	51.980	52.000	1.487	17.00
4B8296H	8296H	55.000	55.020	51.984	52.000	1.500	16.50
4B8296HX	8296HX	55.000	55.020	51.984	52.000	1.487	16.50
4B8310H	8310H	53.000	53.024	49.976	50.000	1.504	15.60
4B8310HX	8310HX	53.000	53.024	49.976	50.000	1.491	15.60
4B8320H	8320H	51.000	51.020	47.984	48.000	1.498	15.63
4B8320HX	8320HX	51.000	51.020	47.984	48.000	1.485	15.63
4B8325H	8325H	51.000	51.024	47.976	48.000	1.504	13.35
4B8325HX	8325HX	51.000	51.024	47.976	48.000	1.491	13.35
4B8336H	8336H	44.998	45.018	41.982	42.000	1.490	18.13
4B8336HX	8336HX	44.998	45.018	41.982	42.000	1.477	18.13
4B8351H	8351H	47.996	48.016	44.940	44.956	1.515	17.00
4B8351HX	8351HX	47.996	48.016	44.940	44.956	1.502	17.00

# TECHNICAL DATA - CONROD BEARINGS

SET	PART	TUNNEL MIN. MM	TUNNEL MAX. MM	SHAFT MIN. MM	SHAFT MAX. MM	MAX. WALL	MAX. LENGTH
4B8366H	8366H	51.004	51.024	47.985	48.000	1.488	21.30
4B8366HX	8366HX	51.004	51.024	47.985	48.000	1.475	21.30
4B8376H	8376H	56.000	56.024	52.987	53.000	1.485	19.83
4B8376HX	8376HX	56.000	56.024	52.987	53.000	1.472	19.83
4B8411H	8411H	51.000	51.020	47.990	48.000	1.490	15.60
4B8411HX	8411HX	51.000	51.020	47.990	48.000	1.477	15.60
4B8430H	8430H	38.000	38.016	34.976	35.000	1.488	15.00
4B8430HX	8430HX	38.000	38.016	34.976	35.000	1.475	15.00
4B8431H	8431H	41.000	41.016	37.976	38.000	1.493	17.00
4B8431HX	8431HX	41.000	41.016	37.976	38.000	1.480	17.00
4B8440H	8440H	45.000	45.018	41.982	42.000	1.490	18.13
4B8440HX	8440HX	45.000	45.018	41.982	42.000	1.477	18.13
4B8635H	8635H	58.014	58.032	54.982	55.000	1.494	23.00
4B8635HX	8635HX	58.014	58.032	54.982	55.000	1.481	23.00
5B2260H	2260H	55.996	56.016	52.980	53.000	1.487	24.45
5B2260HX	2260HX	55.996	56.016	52.980	53.000	1.474	24.45
5B7880H	7880H	53.000	53.013	49.984	50.000	1.496	19.50
5B7880HX	7880H	53.000	53.013	49.984	50.000	1.496	19.50
6B1140H	1140H	53.000	53.020	49.980	50.000	1.491	15.50
6B1140HX	1140HX	53.000	53.020	49.980	50.000	1.478	15.50
6B1171H	1171H	53.005	53.013	49.962	49.975	1.504	22.10
6B1171HX	1171HX	53.005	53.013	49.962	49.975	1.491	22.10
6B1490H	1490H	48.000	48.016	44.975	44.991	1.490	18.00
6B1490HX	1490HX	48.000	48.016	44.975	44.991	1.477	18.00
6B1497H	1497H	53.000	53.015	48.975	48.991	1.993	18.00
6B1497HX	1497HX	53.000	53.015	48.975	48.991	1.980	18.00
6B1510H	1510H	53.600	53.619	49.975	49.992	1.793	19.55
6B1510HX	1510HX	53.600	53.619	49.975	49.992	1.780	19.55
6B1515H	1515H	53.000	53.015	49.975	49.991	1.493	18.00
6B1515HX	1515HX	53.000	53.015	49.975	49.991	1.480	18.00
6B1569H	1569H	53.000	53.015	48.975	48.991	1.993	16.00
6B1569HX	1569HX	53.000	53.015	48.975	48.991	1.980	16.00
6B1584H	1584H	53.600	53.616	49.973	49.993	1.793	17.55
6B1584HX	1584HX	53.600	53.616	49.973	49.993	1.780	17.55
6B1995H	1995H	57.998	58.016	54.976	55.001	1.502	14.50
6B1995HX	1995HX	57.998	58.016	54.976	55.001	1.489	14.50
6B1997H	1997H	60.000	60.024	56.976	57.000	1.502	14.50
6B1997HX	1997HX	60.000	60.024	56.976	57.000	1.489	14.50
6B2150H	2150H	56.871	56.891	53.934	53.945	1.455	20.57
6B2150HX	2150HX	56.891	56.891	53.934	53.945	1.442	20.57
6B2270H	2270H	59.620	59.636	55.992	56.008	1.798	18.55
6B2270HX	2270HX	59.620	59.636	55.992	56.008	1.785	18.55
6B2306H	2306H	60.300	60.312	57.117	57.137	1.568	18.30
6B2306HX	2306HX	60.300	60.312	57.117	57.137	1.555	18.30



**RACE**  
SERIES

PERFORMANCE ENGINE BEARINGS

# TECHNICAL DATA - CONROD BEARINGS

SET	PART	TUNNEL MIN. MM	TUNNEL MAX. MM	SHAFT MIN. MM	SHAFT MAX. MM	MAX. WALL	MAX. LENGTH
6B2380H	2380H	51.427	51.440	48.235	48.260	1.572	18.34
6B2380HX	2380HX	51.427	51.440	48.235	48.260	1.559	18.34
6B2390H	2390H	53.000	53.011	49.961	49.974	1.503	17.10
6B2390HX	2390HX	53.000	53.011	49.961	49.974	1.490	17.10
6B2452H	2452H	61.000	61.019	56.971	56.990	1.990	17.80
6B2452HX	2452HX	61.000	61.019	56.971	56.990	1.977	17.80
6B2455H	2455H	56.000	56.019	51.971	51.990	1.990	19.80
6B2455HX	2455HX	56.000	56.019	51.971	51.990	1.977	19.80
6B2462H	2462H	56.000	56.019	52.971	52.990	1.490	17.80
6B2462HX	2462HX	56.000	56.019	52.971	52.990	1.477	17.80
6B2463H	2463H	58.000	58.019	54.971	54.990	1.497	17.80
6B2463HX	2463HX	58.000	58.019	54.971	54.990	1.484	17.80
6B2473H	2473H	58.000	58.019	54.971	54.990	1.499	14.80
6B2473HX	2473HX	58.000	58.019	54.971	54.990	1.486	14.80
6B2484H	2484H	56.000	56.013	52.971	52.990	1.495	15.75
6B2484HX	2484HX	56.000	56.013	52.971	52.990	1.482	15.75
6B2500H	2500H	59.000	59.013	55.943	55.961	1.512	19.00
6B2630H	2630H	48.000	48.013	44.956	44.974	1.502	17.00
6B2630HX	2630HX	48.000	48.013	44.958	44.974	1.489	17.00
6B2639H	2639H	57.000	57.013	53.962	53.974	1.508	17.00
6B2639HX	2639HX	57.000	57.013	53.962	53.974	1.495	17.00
6B2640H	2640H	55.000	55.013	51.956	51.975	1.502	17.00
6B2640HX	2640HX	55.000	55.013	51.956	51.975	1.489	17.00
6B2955H	2955H	59.987	60.000	56.913	56.926	1.512	26.10
6B2955HX	2955HX	59.987	60.000	56.913	56.926	1.499	26.10
6B2960H	2960H	51.000	51.013	47.956	47.974	1.503	17.10
6B2960HX	2960HX	51.000	51.013	47.956	47.974	1.490	17.10
6B2966H	2966H	59.987	60.000	56.913	56.926	1.510	26.10
6B2966HX	2966HX	59.987	60.000	56.913	56.926	1.497	26.10
6B5001H	5001H	47.612	47.625	44.399	44.425	1.582	25.96
6B5001HX	5001HX	47.612	47.625	44.399	44.425	1.569	25.96
6B5530H	5530H	56.800	56.819	53.958	53.978	1.404	17.00
6B5530HX	5530HX	56.800	56.819	53.958	53.978	1.391	17.00
6B7990H	7990H	60.520	60.540	56.980	57.000	1.745	21.40
6B7990HX	7990HX	60.520	60.540	56.980	57.000	1.732	21.40
6B8100H	8100H	55.024	55.042	51.981	52.000	1.506	19.30
6B8100HX	8100HX	55.024	55.042	51.981	52.000	1.493	19.30
6B8262H	8262H	59.000	59.024	55.992	56.000	1.492	16.00
6B8262HX	8262HX	59.000	59.025	55.992	56.000	1.479	16.00
6B8275H	8275H	55.000	55.016	51.984	52.000	1.500	15.45
6B8275HX	8275HX	55.000	55.016	51.984	52.000	1.487	15.45
6B8396H	8396H	62.014	62.032	58.995	59.005	1.489	23.55
6B8396HX	8396HX	62.014	62.032	58.995	59.005	1.476	23.55
6B8466H	8466H	56.000	56.020	52.980	53.000	1.490	15.00
6B8466HX	8466HX	56.000	56.020	52.980	53.000	1.477	15.00
6B8598H	8598H	58.000	58.018	54.954	54.972	1.502	18.00
6B8598HX	8598HX	58.000	58.018	54.954	54.972	1.489	18.00
8B1227H	7110H	56.507	56.520	53.315	53.340	1.575	18.00



# TECHNICAL DATA - CONROD BEARINGS

SET	PART	TUNNEL MIN. MM	TUNNEL MAX. MM	SHAFT MIN. MM	SHAFT MAX. MM	MAX. WALL	MAX. LENGTH
8B1227HX	7110HX	56.507	56.520	53.315	53.340	1.562	18.00
8B1442H	5636H	56.865	56.886	52.984	53.002	1.925	20.95
8B1442HN	5636HN	56.865	56.886	52.984	53.002	1.925	19.70
8B1442HX	5636HX	56.865	56.886	52.984	53.002	1.912	20.95
8B1442HXN	5636HXN	56.865	56.886	52.984	53.002	1.912	19.70
8B1578H	1578H	57.600	57.616	53.971	53.990	1.794	15.00
8B1578HX	1578HX	57.600	57.616	53.971	53.990	1.781	15.00
8B1580H	1580H	56.000	56.013	51.975	51.991	1.998	15.90
8B1580HX	1580HX	56.000	56.013	51.975	51.991	1.985	15.90
8B1591H	1591H	53.000	53.013	48.975	48.991	1.993	17.00
8B1591HX	1591HX	53.000	53.013	48.975	48.991	1.980	17.00
8B1663H	7000H	51.181	51.194	47.968	47.981	1.588	20.12
8B1663HX	7000HX	51.181	51.194	47.968	47.981	1.575	20.12
8B1665HD	7001HD	51.181	51.194	47.968	47.981	1.588	22.75
8B1665HXD	7001HXD	51.181	51.194	47.968	47.981	1.575	22.75
8B1808H	7211H	57.206	57.219	53.993	54.008	1.585	18.75
8B1808HX	7211HX	57.206	57.219	53.993	54.008	1.572	18.75
8B2356H	2356H	57.142	57.160	53.950	53.975	1.572	19.75
8B2356HX	2356HX	57.142	57.160	53.950	53.975	1.559	19.75
8B2990H	2990H	57.000	57.013	53.962	53.974	1.508	18.30
8B2990HX	2990HX	57.000	57.013	53.962	53.974	1.495	18.30
8B481H	2700H	57.150	57.163	53.950	53.975	1.582	21.52
8B481HX	2700HX	57.150	57.163	53.950	53.975	1.569	21.52



**RACE**  
SERIES

PERFORMANCE ENGINE BEARINGS

# TECHNICAL DATA - CONROD BEARINGS

SET	PART	TUNNEL MIN. MM	TUNNEL MAX. MM	SHAFT MIN. MM	SHAFT MAX. MM	MAX. WALL	MAX. LENGTH
8B527HD	2466HD	63.500	63.513	60.300	60.325	1.580	23.12
8B527HXD	2466HXD	63.500	63.513	60.300	60.325	1.567	23.12
8B634H	2131H	56.871	56.891	53.919	53.939	1.460	18.44
8B634HD	2131HD	56.871	56.891	53.919	53.939	1.460	18.44
8B634HD	2131H	56.871	56.891	53.919	53.939	1.460	18.44
8B634HX	2131HX	56.871	56.891	53.919	53.939	1.447	18.44
8B634HXD	2131HXD	56.871	56.891	53.919	53.939	1.447	18.44
8B634HXD	2131HX	56.871	56.891	53.919	53.939	1.447	18.44
8B663H	2376H	56.507	56.520	53.315	53.340	1.572	21.25
8B663HD	2376HD	56.507	56.520	53.315	53.340	1.572	21.25
8B663HD	2376H	56.507	56.520	53.315	53.340	1.572	21.25
8B663HX	2376HX	56.507	56.520	53.315	53.340	1.559	21.25
8B663HXD	2376HXD	56.507	56.520	53.315	53.340	1.559	21.25
8B663HXD	2376HX	56.507	56.520	53.315	53.340	1.559	21.25
8B7281H	7281H	56.490	56.515	53.320	53.335	1.572	21.25
8B7281HX	7281HX	56.490	56.515	53.320	53.335	1.559	21.25
8B743H	7100H	59.047	59.060	55.855	55.880	1.572	22.58
8B743HD	7100HD	59.047	59.060	55.855	55.880	1.572	22.58
8B743HD	7100H	59.047	59.060	55.855	55.880	1.572	22.58
8B743HND	7100HN	59.047	59.060	55.855	55.880	1.572	21.28
8B743HND	7100HND	59.047	59.060	55.855	55.880	1.572	21.28
8B743HX	7100HX	59.047	59.060	55.855	55.880	1.559	22.58
8B743HXD	7100HXD	59.047	59.060	55.855	55.880	1.559	22.58
8B743HXD	7100HX	59.047	59.060	55.855	55.880	1.559	22.58
8B743HXND	7100HXN	59.047	59.060	55.855	55.880	1.559	21.28
8B743HXND	7100HXND	59.047	59.060	55.855	55.880	1.559	21.28
8B743HXXD	7100HXX	59.047	59.060	55.855	55.880	1.546	22.58
8B743HXXD	7100HXXD	59.047	59.060	55.855	55.880	1.546	22.58
8B745H	2370H	53.967	53.980	50.775	50.800	1.577	21.38
8B745HD	2370HD	53.967	53.980	50.775	50.800	1.577	21.38
8B745HD	2370H	53.967	53.980	50.775	50.800	1.577	21.38
8B745HX	2370HX	53.967	53.980	50.775	50.800	1.564	21.38
8B745HXD	2370HXD	53.967	53.980	50.775	50.800	1.564	21.38
8B745HXD	2370HX	53.967	53.980	50.775	50.800	1.564	21.38
8B8091H	8091H	55.001	55.024	51.981	51.999	1.496	19.50
8B8091HX	8091HX	55.001	55.024	51.981	51.999	1.483	19.50
8B818H	5210H	67.366	67.386	63.480	63.500	1.925	22.00
8B8630H	8630H	59.000	59.024	55.982	56.000	1.497	17.00
8B8630HX	8630HX	59.000	59.024	55.982	56.000	1.484	17.00
8B927H	2106H	61.877	61.897	58.682	58.702	1.585	18.18





Racetec

TPSGROUP

GROVE

PEOPLE

GRO

Snap

JAX

ACL



RACE  
SERIES

PERFORMANCE ENGINE BEARINGS



# TECHNICAL DATA - MAIN BEARINGS

SET	PART	TUNNEL MIN. MM	TUNNEL MAX. MM	SHAFT MIN. MM	SHAFT MAX. MM	MAX. WALL	MAX. LENGTH
1M2505H	2505H	69.993	70.017	64.951	64.975	*	20.00
3M2203H	2203H	48.158	48.171	44.463	44.475	1.828	27.10
3M2203HX	2203HX	48.158	48.171	44.463	44.475	1.815	27.10
3M2204H	2204H	54.508	54.521	50.813	50.825	1.828	25.52
3M2204HX	2204HX	54.508	54.521	50.813	50.825	1.815	25.52
3M2205H	2205H	54.509	54.529	50.831	50.843	1.828	25.02
3M2205HX	2205HX	54.509	54.529	50.831	50.843	1.815	25.02
4M1149H	1149H	64.000	64.020	59.980	60.000	1.988	18.13
4M1149HX	1149HX	64.000	64.020	59.980	60.000	1.975	18.13
4M1996H	1996H	77.000	77.020	71.976	72.000	2.502	17.95
4M1996HX	1996HX	77.000	77.020	71.976	72.000	2.489	17.95
4M2273H	2273H	72.866	72.882	67.992	68.008	2.422	19.75
4M2273H	2273H	72.866	72.882	67.992	68.008	2.422	19.75
4M2273H	2274H(F)	72.866	72.882	67.992	68.008	2.422	24.29
4M2273HX	2273HX	72.866	72.882	67.992	68.008	2.409	19.75
4M2273HX	2273HX	72.866	72.882	67.992	68.008	2.409	19.75
4M2273HX	2274HX(F)	72.866	72.882	67.992	68.008	2.409	24.29
4M2505H	2505H	69.993	70.017	64.951	64.975	2.516	20.00
4M2633H	2633H	63.993	64.017	59.951	59.975	2.009	20.12
4M2633HX	2633HX	63.993	64.017	59.951	59.975	1.996	20.12
4M2737H	2737H	66.645	66.672	62.951	62.974	1.830	19.00
4M2737H	2738H(F)	66.645	66.672	62.951	62.974	1.830	28.85
4M2737H	2739H	66.645	66.672	62.951	62.974	1.830	22.50
4M2737HX	2737HX	66.645	66.672	62.951	62.974	1.817	19.00
4M2737HX	2738HX(F)	66.645	66.672	62.951	62.974	1.817	28.85
4M2737HX	2739HX	66.645	66.672	62.951	62.974	1.817	22.50
4M7330H	7330H	48.000	48.000	44.000	44.000	1.994	15.95
4M7330H	7331H	48.000	48.000	44.000	44.000	1.994	17.10
4M7330H	7332H(F)	48.000	48.000	44.000	44.000	1.994	20.00
4M7330HX	7330HX	48.000	48.000	44.000	44.000	1.981	15.95
4M7330HX	7331HX	48.000	48.000	44.000	44.000	1.981	17.10
4M7330HX	7332HX(F)	48.000	48.000	44.000	44.000	1.981	20.00
4M8263H	8263H	77.000	77.016	71.988	72.000	2.497	22.40
4M8263H	8264H	77.000	77.016	71.988	72.000	2.497	19.00
4M8263HX	8263HX	77.000	77.016	71.988	72.000	2.484	22.40
4M8263HX	8264HX	77.000	77.016	71.988	72.000	2.484	19.00
4M8468H	8468H	66.000	66.020	60.988	61.000	2.497	21.00
4M8468H	8469H	66.000	66.020	60.988	61.000	2.497	18.00
4M8468HX	8468HX	66.000	66.020	60.988	61.000	2.484	21.00
4M8468HX	8469HX	66.000	66.020	60.988	61.000	2.484	18.00
4M8533H	8533H	60.000	60.016	55.988	56.000	2.002	17.25
4M8533HX	8533HX	60.000	60.016	55.988	56.000	1.989	17.25
4M8599H	8599H		73.500	68.942	68.960	2.276	18.10
4M8599HX	8599HX		73.500	68.942	68.960	2.263	18.10
4SM2222H	2299H	68.250	68.275	63.470	63.495	2.372	22.07
4SM2222H	2302H	68.250	68.275	63.470	63.495	2.372	22.07
4SM2222H	2303H(F)	68.250	68.275	63.470	63.495	2.372	26.87

# TECHNICAL DATA - MAIN BEARINGS

SET	PART	TUNNEL MIN. MM	TUNNEL MAX. MM	SHAFT MIN. MM	SHAFT MAX. MM	MAX. WALL	MAX. LENGTH
4SM2222H	2305H	68.250	68.275	63.470	63.495	2.372	22.07
4SM2222H	2309H	68.250	68.275	63.470	63.495	2.372	22.07
4SM2222HX	2299HX	68.250	68.275	63.470	63.495	2.359	22.07
4SM2222HX	2302HX	68.250	68.275	63.470	63.495	2.359	22.07
4SM2222HX	2303HX(F)	68.250	68.275	63.470	63.495	2.359	26.87
4SM2222HX	2305HX	68.250	68.275	63.470	63.495	2.359	22.07
4SM2222HX	2309HX	68.250	68.275	63.470	63.495	2.359	22.07
5M1010H	2107H	74.719	74.740	69.809	69.830	2.443	22.35
5M1010H	2108H(F)	74.719	74.740	69.809	69.830	2.443	28.40
5M1010HX	2107HX	74.719	74.740	69.809	69.830	2.430	22.35
5M1010HX	2108HX(F)	74.719	74.740	69.809	69.830	2.430	28.40
5M1038H	7113H	72.151	72.174	67.269	67.292	2.421	20.44
5M1038H	7115H(F)	72.151	72.174	67.257	67.280	2.421	43.64
5M1038HX	7113HX	72.151	72.174	67.269	67.292	2.408	20.44
5M1038HX	7115HX(F)	72.151	72.174	67.257	67.280	2.408	43.64
5M1039H	5212H	81.082	81.102	76.185	76.205	2.436	24.13
5M1039H	5214H(F)	81.082	81.102	76.185	76.205	2.436	28.45
5M1039HX	5212HX	81.082	81.102	76.185	76.205	2.423	24.13
5M1039HX	5214HX(F)	81.082	81.102	76.185	76.205	2.423	28.45
5M1112H	1112H	63.657	63.675	59.959	59.972	1.829	25.52
5M1112H	1113H	63.657	63.675	59.959	59.972	1.829	18.36
5M1117H	2185H	65.791	65.811	60.914	60.935	2.425	24.13
5M1117H	2187H(F)	65.791	65.811	60.914	60.935	2.425	30.35
5M1117H	2194H	65.791	65.811	60.914	60.935	2.425	24.13
5M1117HX	2185HX	65.791	65.811	60.914	60.935	2.412	24.13
5M1117HX	2187HX(F)	65.791	65.811	60.914	60.935	2.412	30.35
5M1117HX	2194HX	65.791	65.811	60.914	60.935	2.412	24.13
5M1144H	1144H	61.000	61.020	56.980	57.000	1.990	23.00
5M1144H	1147H	61.000	61.020	56.980	57.000	1.990	23.00
5M1144H	1148H(F)	61.000	61.020	56.980	57.000	1.990	28.95
5M1144HX	1144HX	61.000	61.020	56.980	57.000	1.977	23.00
5M1144HX	1147HX	61.000	61.020	56.980	57.000	1.977	23.00
5M1144HX	1148HX(F)	61.000	61.020	56.980	57.000	1.977	28.95
5M1172H	1172H	58.645	58.658	54.942	54.955	1.832	26.10
5M1172H	1173H(F)	58.645	58.658	54.942	54.955	1.832	31.95
5M1172H	1174H	58.645	58.658	54.942	54.955	1.832	24.10
5M1172HX	1172HX	58.645	58.658	54.942	54.955	1.819	26.10
5M1172HX	1173HX(F)	58.645	58.658	54.942	54.955	1.819	31.95
5M1172HX	1174HX	58.645	58.658	54.942	54.955	1.819	24.10
5M1186H	1186H	61.000	61.021	56.985	57.000	1.990	20.63
5M1186H	1187H(F)	61.000	61.021	56.985	57.000	1.990	25.40
5M1186HX	1186HX	61.000	61.021	56.985	57.000	1.977	20.63
5M1186HX	1187HX(F)	61.000	61.021	56.985	57.000	1.977	25.40
5M1202H	1202H	54.000	54.020	49.977	49.992	1.994	18.13

\* = graded set - max. wall depends on grade.



**RACE**  
SERIES

PERFORMANCE ENGINE BEARINGS

# TECHNICAL DATA - MAIN BEARINGS

SET	PART	TUNNEL MIN. MM	TUNNEL MAX. MM	SHAFT MIN. MM	SHAFT MAX. MM	MAX. WALL	MAX. LENGTH
5M1202H	1203H(F)	54.000	54.020	49.977	49.992	1.994	22.92
5M1219H	1186H	61.000	61.021	56.985	57.000	1.990	20.63
5M1219HX	1186HX	61.000	61.021	56.985	57.000	1.977	20.63
5M1237H	1237H	56.000	56.018	51.973	51.985	1.996	18.00
5M1237HX	1237HX	56.000	56.018	51.973	51.985	1.983	18.00
5M1295H	1295H	56.000	56.018	51.942	51.960	2.022	18.00
5M1295HX	1295HX	56.000	56.018	51.942	51.960	2.009	18.00
5M1338H	1338H	59.000	59.013	54.972	54.985	1.998	19.50
5M1338H	1339H(F)	59.000	59.013	54.972	54.985	1.998	25.92
5M1338HX	1338HX	59.000	59.013	54.972	54.985	1.985	19.50
5M1338HX	1339HX(F)	59.000	59.013	54.972	54.985	1.985	25.92
5M1432H	2177H	81.082	81.102	76.185	76.205	2.430	21.26
5M1432H	2178H(F)	81.082	81.102	76.185	76.205	2.430	28.78
5M1432H	5207H	81.082	81.102	76.185	76.205	2.430	21.26
5M1432H	5209H(F)	81.082	81.102	76.185	76.205	2.430	28.78
5M1432HX	2177HX	81.082	81.102	76.185	76.205	2.417	21.26
5M1432HX	2178HX(F)	81.082	81.102	76.185	76.205	2.417	28.78
5M1432HX	5207HX	81.082	81.102	76.185	76.205	2.417	21.26
5M1432HX	5209HX(F)	81.082	81.102	76.185	76.205	2.417	28.78
5M1538H	1538H	65.000	65.019	59.971	59.990	2.488	20.00
5M1538H	1539H(F)	65.000	65.019	59.971	59.990	2.488	24.94
5M1538HX	1538HX	65.000	65.019	59.971	59.990	2.475	20.00
5M1538HX	1539HX(F)	65.000	65.019	59.971	59.990	2.475	24.94
5M1573H	1573H	70.000	70.019	64.971	64.990	2.500	22.25
5M1573H	1574H(F)	70.000	70.019	59.971	59.990	2.500	27.95
5M1573HX	1573HX	70.000	70.019	64.971	64.990	2.487	22.25
5M1573HX	1574HX(F)	70.000	70.019	59.971	59.990	2.487	27.95
5M1581H	1581H	65.000	65.019	59.971	59.990	2.500	21.90
5M1581H	1582H(F)	65.000	65.019	59.971	59.990	2.500	27.95
5M1581HX	1581HX	65.000	65.019	59.971	59.990	2.487	21.90
5M1581HX	1582HX(F)	65.000	65.019	59.971	59.990	2.487	27.95
5M1633H	1633H	56.654	56.667	52.951	52.964	1.827	20.00
5M1633H	1635H(F)	56.654	56.667	52.951	52.964	1.832	27.95
5M1633HX	1633HX	56.654	56.667	52.951	52.964	1.814	20.00
5M1633HX	1635HX(F)	56.654	56.667	52.951	52.964	1.819	27.95
5M1644H	1644H	59.000	59.019	53.958	53.978	2.502	18.49
5M1644H	1648H	59.000	59.019	53.958	53.978	2.502	18.49
5M1644H	1648H	59.000	59.019	53.958	53.978	2.502	18.49
5M1644HX	1644HX	59.000	59.019	53.958	53.978	2.489	18.49
5M1644HX	1648HX	59.000	59.019	53.958	53.978	2.489	18.49
5M1644HX	1648HX	59.000	59.019	53.958	53.978	2.489	18.49
5M1695H	1695H	52.020	52.050	47.985	48.000	2.001	19.90
5M1695H	1704H	52.020	52.050	47.985	48.000	2.001	19.90
5M1695HX	1695HX	52.020	52.050	47.985	48.000	1.988	19.90
5M1695HX	1704HX	52.020	52.050	47.985	48.000	1.988	19.90
5M1743H	1753H	60.886	60.907	56.010	56.030	2.423	24.13
5M1743H	1753H	60.886	60.907	56.010	56.030	2.423	24.13

# TECHNICAL DATA - MAIN BEARINGS

SET	PART	TUNNEL MIN. MM	TUNNEL MAX. MM	SHAFT MIN. MM	SHAFT MAX. MM	MAX. WALL	MAX. LENGTH
5M1743H	1754H(F)	60.886	60.907	56.010	56.030	2.423	30.33
5M1743HX	1753HX	60.886	60.907	56.010	56.030	2.410	24.13
5M1743HX	1753HX	60.886	60.907	56.010	56.030	2.410	24.13
5M1743HX	1754HX(F)	60.886	60.907	56.010	56.030	2.410	30.33
5M1852H	1852H	75.000	75.018	69.982	70.000	2.485	23.80
5M1852HX	1852HX	75.000	75.018	69.982	70.000	2.472	23.80
5M1857H	1857H	52.000	52.016	47.988	48.000	1.996	17.00
5M1857HX	1857HX	52.000	52.016	47.988	48.000	1.983	17.00
5M1913H	1913H	60.000	60.020	54.976	55.000	2.504	20.00
5M1913HX	1913HX	60.000	60.020	54.976	55.000	2.491	20.00
5M1957H	1957H	59.000	59.020	54.980	55.000	2.007	20.00
5M1957HX	1957HX	59.000	59.020	54.980	55.000	1.994	20.00
5M1959H	1959H	59.000	59.020	54.980	55.000	2.002	20.00
5M1959HX	1959HX	59.000	59.020	54.980	55.000	1.989	20.00
5M1985H	1985H	59.000	59.020	54.980	55.000	2.002	20.00
5M1985HX	1985HX	59.000	59.020	54.980	55.000	1.989	20.00
5M2015H	2015H	62.000	62.019	57.981	58.000	1.990	21.50
5M2015HX	2015HX	62.000	62.019	57.981	58.000	1.977	21.50
5M2152H	2152H	57.683	57.696	53.988	54.000	1.831	25.52
5M2152HX	2152HX	57.683	57.696	53.988	54.000	1.818	25.52
5M2167H	2167H	60.620	60.640	56.990	57.000	1.803	23.75
5M2167HX	2167HX	60.620	60.640	56.990	57.000	1.790	23.75
5M2220H	7216H	69.893	69.906	64.996	65.004	2.434	21.10
5M2220HX	7216HX	69.893	69.906	64.996	65.004	2.421	21.10
5M2221H	2221H	69.893	69.906	64.996	65.004	2.442	21.10
5M2221HX	2221HX	69.893	69.906	64.996	65.004	2.429	21.10
5M2276H	2276H	74.504	74.520	69.950	69.970	2.253	19.70
5M2276H	2277H	69.504	69.520	64.950	64.970	2.253	24.20
5M2276H	2278H	69.504	69.520	64.950	64.970	2.253	23.45
5M2276H	2279H(F)	69.504	69.520	64.950	64.970	2.253	30.21
5M2276HX	2276HX	74.504	74.520	69.950	69.970	2.240	19.70
5M2276HX	2277HX	69.504	69.520	64.950	64.970	2.240	24.20
5M2276HX	2278HX	69.504	69.520	64.950	64.970	2.240	23.45
5M2276HX	2279HX(F)	69.504	69.520	64.950	64.970	2.240	30.21
5M2327H	2327H	62.000	62.013	57.982	57.995	1.992	19.50
5M2327H	2328H(F)	62.000	62.013	57.982	57.995	1.992	25.90
5M2327HX	2327HX	62.000	62.013	57.982	57.995	1.979	19.50
5M2327HX	2328HX(F)	62.000	62.013	57.982	57.995	1.979	25.90
5M2357H	2357H	65.800	65.827	60.904	60.930	2.423	22.73
5M2357H	2358H(F)	65.800	65.827	60.904	60.930	2.423	27.71
5M2357HX	2357HX	65.800	65.827	60.904	60.930	2.410	22.73
5M2357HX	2358HX(F)	65.800	65.827	60.904	60.930	2.410	27.71
5M2747H	2747H	63.659	63.672	59.962	59.975	1.834	19.00
5M2747H	2748H(F)	63.659	63.672	59.962	59.975	1.834	26.95



**RACE**  
SERIES

PERFORMANCE ENGINE BEARINGS



# TECHNICAL DATA - MAIN BEARINGS

SET	PART	TUNNEL MIN. MM	TUNNEL MAX. MM	SHAFT MIN. MM	SHAFT MAX. MM	MAX. WALL	MAX. LENGTH
5M2747HX	2747HX	63.659	63.672	59.962	59.975	1.821	19.00
5M2747HX	2748HX(F)	63.659	63.672	59.962	59.975	1.821	26.95
5M2797H	2797H	53.712	53.731	49.962	49.981	1.854	17.30
5M2797H	2798H	53.712	53.731	49.962	49.981	1.854	17.30
5M2797HX	2797HX	53.712	53.731	49.962	49.981	1.841	17.30
5M2797HX	2798HX	53.712	53.731	49.962	49.981	1.841	17.30
5M2905H	2905H	56.000	56.020	51.959	51.979	2.010	17.00
5M2905HX	2905HX	56.000	56.020	51.959	51.979	1.997	17.00
5M2908H	2908H	56.717	56.735	52.991	53.000	1.843	20.75
5M2908H	2909H	56.717	56.735	52.991	53.000	1.843	24.25
5M2908HX	2908HX	56.717	56.735	52.991	53.000	1.830	20.75
5M2964H	2964H	58.944	58.968	54.956	54.980	1.975	19.10
5M2964HX	2964HX	58.944	58.968	54.956	54.980	1.962	19.10
5M2965H	2965H	74.981	75.000	70.907	70.920	2.010	26.00
5M2965HX	2965HX	74.981	75.000	70.907	70.920	1.997	26.00
5M2975H	2975H	58.944	58.968	54.956	54.980	1.980	19.10
5M2975HX	2975HX	58.944	58.968	54.956	54.980	1.967	19.10
5M2995H	2995H	68.944	68.968	63.952	63.962	2.495	20.10
5M2995HX	2995HX	68.944	68.968	63.952	63.962	2.482	20.10
5M429H	2372H	63.261	63.287	58.377	58.402	2.423	20.49
5M429H	7104H(F)	63.261	63.287	58.364	58.390	2.423	43.64
5M429HX	2372HX	63.261	63.287	58.377	58.402	2.410	20.49
5M429HX	7104HX(F)	63.261	63.287	58.364	58.390	2.410	43.64
5M5563H	5563H	63.000	63.019	57.958	57.978	2.504	15.50
5M5563HX	5563HX	63.000	63.019	57.958	57.978	2.491	15.50
5M5585H	5585H	57.000	57.019	51.958	51.978	2.505	15.50
5M5585HX	5585HX	57.000	57.019	51.958	51.978	2.492	15.50
5M5645H	5645H	72.400	72.423	67.480	67.506	2.443	20.06
5M5645H	5646H	72.400	72.423	67.480	67.506	2.443	18.35
5M5645H	7296T	96.750	97.000	76.750	77.000		2.92
5M5645HX	5645HX	72.400	72.423	67.480	67.506	2.430	20.06
5M5645HX	5646HX	72.400	72.423	67.480	67.506	2.430	18.35
5M5645HX	7296T	96.750	97.000	76.750	77.000		2.92
5M5647H	5639T	97.500	97.750	76.000	76.250		2.36
5M5647H	5647H	72.400	72.423	67.480	67.506	2.443	18.35
5M5647H	5647WH	72.400	72.423	67.480	67.506	2.443	19.25
5M5647H	5648H(F)	72.400	72.423	67.480	67.506	2.443	22.61
5M5647HX	5639T	97.500	97.750	76.000	76.250		2.36
5M5647HX	5647H	72.400	72.423	67.480	67.506	2.443	18.35
5M5647HX	5647HX	72.400	72.423	67.480	67.506	2.430	18.35
5M5647HX	5647WH	72.400	72.423	67.480	67.506	2.443	19.25
5M5647HX	5647WHX	72.400	72.423	67.480	67.506	2.430	19.25
5M5647HX	5648H(F)	72.400	72.423	67.480	67.506	2.443	22.61
5M5647HX	5648HX(F)	72.400	72.423	67.480	67.506	2.430	22.61
5M5655H	5655H	72.400	72.423	67.480	67.506	2.443	19.25
5M5655H	5655WH	72.400	72.423	67.480	67.506	2.443	19.25
5M5655H	5656H(F)	72.400	74.423	67.480	67.506	2.443	24.07

# TECHNICAL DATA - MAIN BEARINGS

SET	PART	TUNNEL MIN. MM	TUNNEL MAX. MM	SHAFT MIN. MM	SHAFT MAX. MM	MAX. WALL	MAX. LENGTH
5M5655HX	5655HX	72.400	72.423	67.480	67.506	2.430	19.25
5M5655HX	5655WHX	72.400	72.423	67.480	67.506	2.430	19.25
5M5655HX	5656HX(F)	72.400	74.423	67.480	67.506	2.430	24.06
5M590H	2132H	62.006	62.027	57.104	57.125	2.431	22.48
5M590H	2133H(F)	62.006	62.027	57.104	57.125	2.431	28.78
5M590HX	2132HX	62.006	62.027	57.104	57.125	2.418	22.48
5M590HX	2133HX(F)	62.006	62.027	57.104	57.125	2.418	28.78
5M7292H	7291H	69.873	69.887	64.993	65.007	2.430	20.45
5M7292H	7292H(F)	69.873	69.887	64.993	65.007	2.430	26.10
5M7292HX	7291HX	69.873	69.887	64.993	65.007	2.417	20.45
5M7292HX	7292HX(F)	69.873	69.887	64.993	65.007	2.417	26.10
5M7296H	5644H	72.400	72.423	67.480	67.506	2.443	19.26
5M7296H	5645H	72.400	72.423	67.480	67.506	2.443	20.06
5M7296H	5646H	72.400	72.423	67.480	67.506	2.443	18.35
5M7296H	7296T	96.750	97.000	76.750	77.000		2.92
5M7296HX	5644HX	72.400	72.423	67.480	67.506	2.430	19.26
5M7296HX	5645HX	72.400	72.423	67.480	67.506	2.430	20.06
5M7296HX	5646HX	72.400	72.423	67.480	67.506	2.430	18.35
5M7296HX	7296T	96.750	97.000	76.750	77.000		2.92
5M7297H	7297H(F)	69.873	69.887	64.993	65.007	2.430	26.10
5M7297H	7298H	69.873	69.887	64.993	65.007	2.430	20.45
5M7297HX	7297HX(F)	69.873	69.887	64.993	65.007	2.417	26.10
5M7297HX	7298HX	69.873	69.887	64.993	65.007	2.417	20.45
5M7298H	7298H	69.873	69.887	64.993	65.007	2.430	20.45
5M7298H	7299H(F)	69.873	69.887	64.993	65.007	2.430	26.10
5M7298HX	7298HX	69.873	69.887	64.993	65.007	2.417	20.45
5M7298HX	7299HX(F)	69.873	69.887	64.993	65.007	2.417	26.10
5M7298HXX	7298HXX	69.873	69.887	64.993	65.007	2.404	20.45
5M7298HXX	7299HXX(F)	69.873	69.887	64.993	65.007	2.404	26.10
5M7299H	7291H	69.873	69.887	64.993	65.007	2.430	20.45
5M7299H	7292H(F)	69.873	69.887	64.993	65.007	2.430	26.10
5M7299H	7299H(F)	69.873	69.887	64.993	65.007	2.430	26.10
5M7299HX	7291HX	69.873	69.887	64.993	65.007	2.417	20.45
5M7299HX	7292HX(F)	69.873	69.887	64.993	65.007	2.417	26.10
5M7299HX	7299HX(F)	69.873	69.887	64.993	65.007	2.417	26.10
5M7313H	7312H	64.000	64.013	59.992	60.007	1.984	21.72
5M7313H	7313H(F)	64.000	64.013	59.992	60.007	1.984	27.86
5M7313HX	7312HX	64.000	64.013	59.992	60.007	1.971	21.72
5M7313HX	7313HX(F)	64.000	64.013	59.992	60.007	1.971	27.86
5M7788H	7788H		48.705	44.981	45.000	1.825	17.90
5M7788HX	7788HX		48.705	44.981	45.000	1.812	17.90
5M7807H	7807H	58.731	58.744	54.785	54.795	1.945	18.50
5M7807HX	7807HX	58.731	58.744	54.785	54.795	1.932	18.50
5M7909H	7909H	58.731	58.750	54.785	54.805	1.950	19.50



**RACE**  
SERIES

PERFORMANCE ENGINE BEARINGS

# TECHNICAL DATA - MAIN BEARINGS

SET	PART	TUNNEL MIN. MM	TUNNEL MAX. MM	SHAFT MIN. MM	SHAFT MAX. MM	MAX. WALL	MAX. LENGTH
5M8037H	8037H	54.000	54.018	49.982	50.000	1.991	19.13
5M8088H	8088H	71.999	72.014	66.987	67.000	2.491	22.50
5M8088H	8089H	71.999	72.014	66.987	67.000	2.491	19.50
5M8088HX	8088HX	71.999	72.014	66.987	67.000	2.478	22.50
5M8088HX	8089HX	71.999	72.014	66.987	67.000	2.478	19.50
5M8174H	8173H	57.019	57.037	51.980	52.000	2.504	19.10
5M8174H	8173H	57.019	57.037	51.980	52.000	2.504	19.10
5M8174H	8174H(F)	57.019	57.037	51.980	52.000	2.504	25.81
5M8174HX	8173HX	57.019	57.037	51.980	52.000	2.491	19.10
5M8174HX	8173HX	57.019	57.037	51.980	52.000	2.491	19.10
5M8174HX	8174HX(F)	57.019	57.037	51.980	52.000	2.491	25.81
5M8297H	8297H	64.000	64.020	59.984	60.000	2.005	19.00
5M8297H	8298H	64.000	64.020	59.984	60.000	2.005	15.12
5M8297H	8299H(F)	64.000	64.020	59.984	60.000	2.005	21.95
5M8297HX	8297HX	64.000	64.020	59.984	60.000	1.992	19.00
5M8297HX	8298HX	64.000	64.020	59.984	60.000	1.992	15.12
5M8297HX	8299HX(F)	64.000	64.020	59.984	60.000	1.992	21.95
5M829H	7102H	74.600	74.625	69.804	69.830	2.372	26.50
5M829H	7103H(F)	74.600	74.625	69.794	69.819	2.372	46.00
5M829HN	7102HN	74.600	74.625	69.804	69.830	2.372	24.46
5M829HN	7103HN(F)	74.600	74.625	69.794	69.819	2.372	46.00
5M829HX	7102HX	74.600	74.625	69.804	69.830	2.359	26.50
5M829HX	7103HX(F)	74.600	74.625	69.794	69.819	2.359	46.00
5M829HXN	7102HXN	74.600	74.625	69.804	69.830	2.359	24.46
5M829HXN	7103HXN(F)	74.600	74.625	69.794	69.819	2.359	46.00
5M8309H	8297H	64.000	64.020	59.984	60.000	2.005	19.00
5M8309H	8298H	64.000	64.020	59.984	60.000	2.005	15.12
5M8309H	8309H(F)	64.000	64.020	59.984	60.000	2.005	22.92
5M8309HOS2	8297H+002	64.051	64.071	59.984	60.000	2.030	19.00
5M8309HOS2	8298H+002	64.051	64.071	59.984	60.000	2.030	15.12
5M8309HOS2	8309H+002(F)	64.051	64.071	59.984	60.000	2.030	22.92
5M8309HOS5	8297H+005	64.127	64.147	59.984	60.000	2.069	19.00
5M8309HOS5	8298H+005	64.127	64.147	59.984	60.000	2.069	15.12
5M8309HOS5	8309H+005(F)	64.127	64.147	59.984	60.000	2.069	22.92
5M8309HX	8297HX	64.000	64.020	59.984	60.000	1.992	19.00
5M8309HX	8298HX	64.000	64.020	59.984	60.000	1.992	15.12
5M8309HX	8309HX(F)	64.000	64.020	59.984	60.000	1.992	22.92
5M8309HXOS2	8297HX+002	64.051	64.071	59.984	60.000	2.017	19.00
5M8309HXOS2	8298HX+002	64.051	64.071	59.984	60.000	2.017	15.12
5M8309HXOS2	8309HX+002(F)	64.051	64.071	59.984	60.000	2.017	22.92
5M8309HXOS5	8297HX+005	64.127	64.147	59.984	60.000	2.056	19.00
5M8309HXOS5	8298HX+005	64.127	64.147	59.984	60.000	2.056	15.12
5M8309HXOS5	8309HX+005(F)	64.127	64.147	59.984	60.000	2.056	22.92
5M8312H	8312H	73.000	73.016	67.985	68.009	2.505	17.60
5M8312H	8313H	73.000	73.016	67.985	68.009	2.505	14.50
5M8312H	8314H(F)	73.000	73.016	67.985	68.009	2.505	22.92
5M8312HOS2	8312H+002	73.051	73.067	67.985	68.009	2.530	17.60

# TECHNICAL DATA - MAIN BEARINGS

SET	PART	TUNNEL MIN. MM	TUNNEL MAX. MM	SHAFT MIN. MM	SHAFT MAX. MM	MAX. WALL	MAX. LENGTH
5M8312HOS2	8313H+002	73.051	73.067	67.985	68.009	2.530	14.50
5M8312HOS2	8314H+002(F)	73.051	73.067	67.985	68.009	2.530	22.92
5M8312HOS5	8312H+005	73.127	73.143	67.985	68.009	2.569	17.60
5M8312HOS5	8313H+005	73.127	73.143	67.985	68.009	2.569	14.50
5M8312HOS5	8314H+005(F)	73.127	73.143	67.985	68.009	2.569	22.92
5M8312HX	8312HX	73.000	73.016	67.985	68.009	2.492	17.60
5M8312HX	8313HX	73.000	73.016	67.985	68.009	2.492	14.50
5M8312HX	8314HX(F)	73.000	73.016	67.985	68.009	2.492	22.92
5M8312HXOS2	8312HX+002	73.051	73.067	67.985	68.009	2.517	17.60
5M8312HXOS2	8313HX+002	73.051	73.067	67.985	68.009	2.517	14.50
5M8312HXOS2	8314HX+002(F)	73.051	73.067	67.985	68.009	2.517	22.92
5M8312HXOS5	8312HX+005	73.127	73.143	67.985	68.009	2.556	17.60
5M8312HXOS5	8313HX+005	73.127	73.143	67.985	68.009	2.556	14.50
5M8312HXOS5	8314HX+005(F)	73.127	73.143	67.985	68.009	2.556	22.92
5M8337H	8337H	48.998	49.018	44.982	44.994	2.000	18.13
5M8337HX	8337HX	48.998	49.018	44.982	44.994	1.987	18.00
5M8353H	8353H	53.998	54.018	49.938	49.956	2.013	17.63
5M8353H	8354H	53.998	54.018	49.938	49.956	2.013	17.63
5M8353HX	8353HX	53.998	54.018	49.938	49.956	2.000	17.63
5M8353HX	8354HX	53.998	54.018	49.938	49.956	2.000	17.63
5M8361H	8361H	59.020	59.038	54.985	55.000	2.000	19.20
5M8361H	8362H	59.020	59.038	54.985	55.000	1.995	23.00
5M8361HX	8361HX	59.020	59.038	54.985	55.000	1.987	19.20
5M8361HX	8362HX	59.020	59.038	54.985	55.000	1.982	23.00
5M8378H	8377H	64.000	64.024	59.987	60.000	1.990	23.15
5M8378H	8378H	64.000	64.024	59.987	60.000	1.990	25.18
5M8378HX	8377HX	64.000	64.024	59.987	60.000	1.977	23.15
5M8378HX	8378HX	64.000	64.024	59.987	60.000	1.977	25.18
5M8412H	8412H	59.000	59.016	54.988	55.000	1.996	17.00
5M8412HX	8412HX	59.000	59.016	54.988	55.000	1.983	17.00
5M8434H	8434H	43.000	43.016	39.976	40.000	1.496	17.10
5M8434HX	8434HX	43.000	43.016	39.976	40.000	1.483	17.10
5M8443H	8443H	56.000	56.018	51.982	52.000	2.000	18.10
5M8443HX	8443HX	56.000	56.018	51.982	52.000	1.987	18.10
5M8632H	8632H	71.999	72.014	66.988	67.000	2.491	22.50
5M8632H	8633H	71.999	72.014	66.988	67.000	2.491	21.00
5M8632HX	8632HX	71.999	72.014	66.988	67.000	2.478	22.50
5M8632HX	8633HX	71.999	72.014	66.982	67.000	2.478	21.00
5M8637H	8637H	75.000	75.018	69.982	70.000	2.488	21.10
5M8637HX	8637HX	75.000	75.018	69.982	70.000	2.475	21.10
5M909H	2377H	67.071	67.097	62.189	62.212	2.423	20.50
5M909H	2378H(F)	67.071	67.097	62.177	62.199	2.423	43.64
5M909HX	2377HX	67.071	67.097	62.189	62.212	2.410	20.50
5M909HX	2378HX(F)	67.071	67.097	62.177	62.199	2.410	43.64



**RACE**  
SERIES

PERFORMANCE ENGINE BEARINGS



# TECHNICAL DATA - MAIN BEARINGS

SET	PART	TUNNEL MIN. MM	TUNNEL MAX. MM	SHAFT MIN. MM	SHAFT MAX. MM	MAX. WALL	MAX. LENGTH
6M1581H	1581H	65.000	65.019	59.971	59.990	2.500	21.90
6M1581H	1582H(F)	65.000	65.019	59.971	59.990	2.500	27.95
6M1581HX	1581HX	65.000	65.019	59.971	59.990	2.487	21.90
6M1581HX	1582HX(F)	65.000	65.019	59.971	59.990	2.487	27.95
6M2276H	2276H	74.504	74.520	69.950	69.970	2.253	19.70
6M2276H	2277H	69.504	69.520	64.950	64.970	2.253	24.20
6M2276H	2278H	69.504	69.520	64.950	64.970	2.253	23.45
6M2276H	2279H(F)	69.504	69.520	64.950	64.970	2.253	30.21
6M2276HX	2276HX	74.504	74.520	69.950	69.970	2.240	19.70
6M2276HX	2277HX	69.504	69.520	64.950	64.970	2.240	24.20
6M2276HX	2278HX	69.504	69.520	64.950	64.970	2.240	23.45
6M2276HX	2279HX(F)	69.504	69.520	64.950	64.970	2.240	30.21
6M5563H	5563H	63.000	63.019	57.958	57.978	2.504	15.50
6M5563HX	5563HX	63.000	63.019	57.958	57.978	2.491	15.50
6M5587H	5587H	57.000	57.019	51.958	51.978	2.515	15.50
6M5587HX	5587HX	57.000	57.019	51.958	51.978	2.502	15.50
7M1172H	1172H	58.645	58.658	54.942	54.955	1.832	26.10
7M1172H	1173H(F)	58.645	58.658	54.942	54.955	1.832	31.95
7M1172H	1174H	58.645	58.658	54.942	54.955	1.832	24.10
7M1172HX	1172HX	58.645	58.658	54.942	54.955	1.819	26.10
7M1172HX	1173HX(F)	58.645	58.658	54.942	54.955	1.819	31.95
7M1172HX	1174HX	58.645	58.658	54.942	54.955	1.819	24.10
7M1397H	1397H	70.000	70.019	64.961	64.980	2.508	19.85
7M1397H	1398H	61.000	61.019	55.961	55.980	2.508	18.85
7M1397H	1398H	61.000	61.019	55.961	55.980	2.508	18.85
7M1397H	1399H(F)	61.000	61.019	55.961	55.980	2.508	24.01
7M1397HX	1397HX	70.000	70.019	64.961	64.980	2.495	19.85
7M1397HX	1398HX	61.000	61.019	55.961	55.980	2.495	18.85
7M1397HX	1398HX	61.000	61.019	55.961	55.980	2.495	18.85
7M1397HX	1399HX(F)	61.000	61.019	55.961	55.980	2.495	24.01
7M1512H	1512H	60.000	60.013	55.000	55.000	2.500	18.60
7M1512H	1513H(F)	60.000	60.013	55.000	55.000	2.500	24.90
7M1512HX	1512HX	60.000	60.013	55.000	55.000	2.487	18.60
7M1512HX	1513HX(F)	60.000	60.013	55.000	55.000	2.487	24.90
7M1532H	1538H	65.000	65.019	59.971	59.990	2.488	20.00
7M1532H	1539H(F)	65.000	65.019	59.971	59.990	2.488	24.94
7M1532HX	1538HX	65.000	65.019	59.971	59.990	2.475	20.00
7M1532HX	1539HX(F)	65.000	65.019	59.971	59.990	2.475	24.94
7M2092H	2092H	71.517	71.541	67.481	67.505	1.999	20.90
7M2092H	2092H	71.517	71.541	67.481	67.505	1.999	20.90
7M2092H	2093H(F)	71.517	71.541	67.481	67.505	1.999	27.28
7M2092HX	2092HX	71.517	71.541	67.481	67.505	1.986	20.90
7M2092HX	2092HX	71.517	71.541	67.481	67.505	1.986	20.90
7M2092HX	2093HX(F)	71.517	71.541	67.481	67.505	1.986	27.28
7M2094H	2092H	71.517	71.541	67.481	67.505	1.999	20.90
7M2094H	2092H	71.517	71.541	67.481	67.505	1.999	20.90
7M2094H	2093H(F)	71.517	71.541	67.481	67.505	1.999	27.28

# TECHNICAL DATA - MAIN BEARINGS

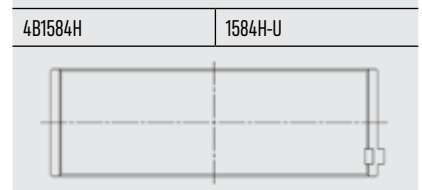
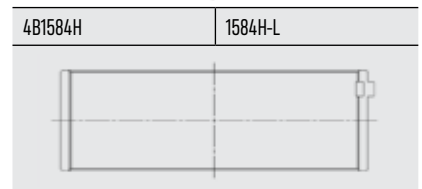

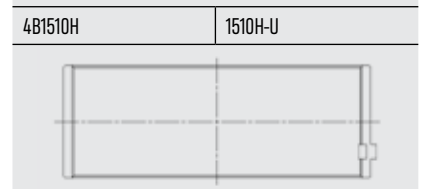
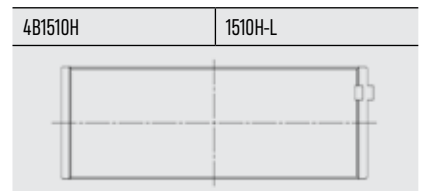
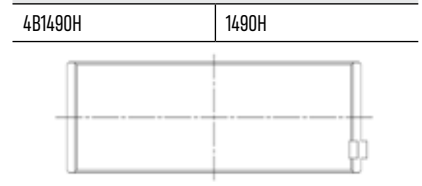
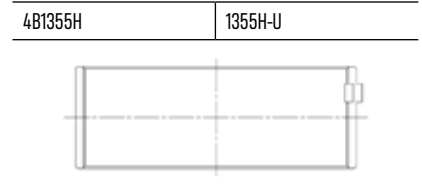
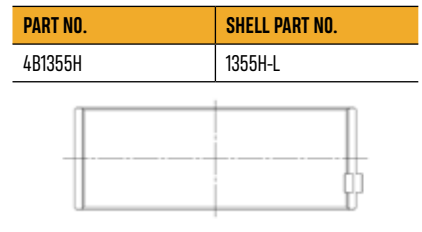
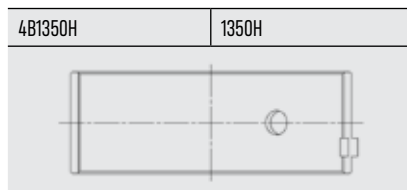
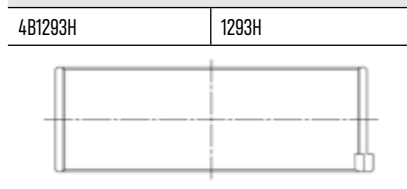
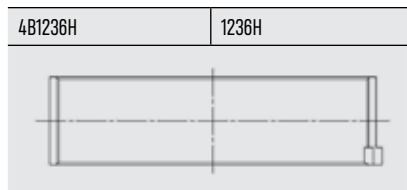
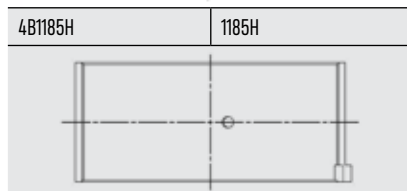
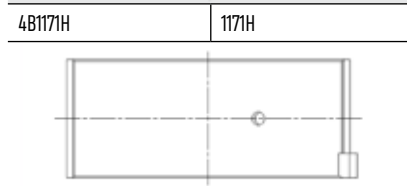
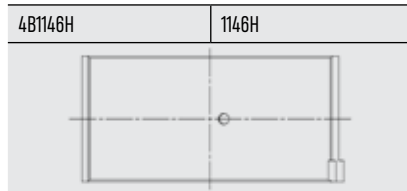
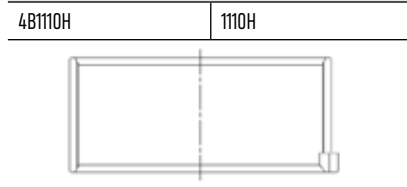
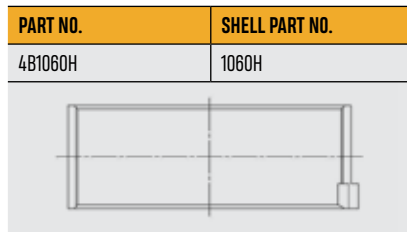

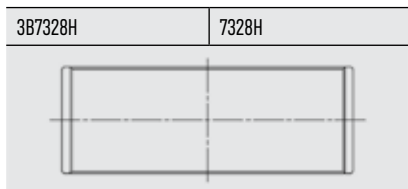
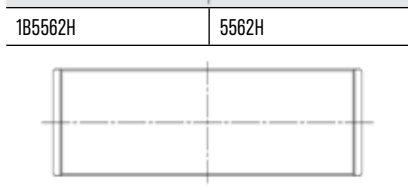


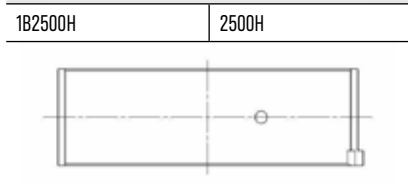

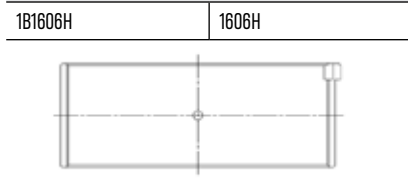
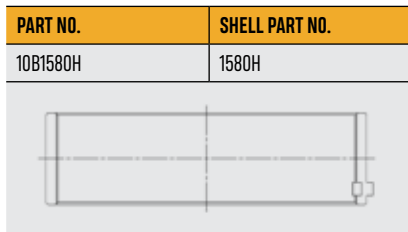
SET	PART	TUNNEL MIN. MM	TUNNEL MAX. MM	SHAFT MIN. MM	SHAFT MAX. MM	MAX. WALL	MAX. LENGTH
7M2094HX	2092HX	71.517	71.541	67.481	67.505	1.986	20.90
7M2094HX	2092HX	71.517	71.541	67.481	67.505	1.986	20.90
7M2094HX	2093HX(F)	71.517	71.541	67.481	67.505	1.986	27.28
7M2158H	2158H	65.791	65.811	60.914	60.935	2.423	25.90
7M2158H	2159H(F)	65.791	65.811	60.914	60.935	2.423	32.28
7M2158HX	2158HX	65.791	65.811	60.914	60.935	2.410	25.90
7M2158HX	2159HX(F)	65.791	65.811	60.914	60.935	2.410	32.28
7M2384H	2384H	60.721	60.747	55.824	55.849	2.423	20.49
7M2384H	2385H(F)	60.721	60.747	55.824	55.850	2.423	25.63
7M2384HX	2384HX	60.721	60.747	55.824	55.849	2.410	20.49
7M2384HX	2385HX(F)	60.721	60.747	55.824	55.850	2.410	25.63
7M2394H	2394H	58.645	58.658	54.951	54.975	1.827	19.12
7M2394H	2395H(F)	58.645	58.658	54.951	54.975	1.827	26.95
7M2394HX	2394HX	58.645	58.658	54.951	54.975	1.814	19.12
7M2394HX	2395HX(F)	58.645	58.658	54.951	54.975	1.814	26.95
7M2398H	2398H	68.341	68.367	63.444	63.470	2.423	20.50
7M2398H	2399H(F)	68.341	68.367	63.444	63.470	2.423	25.63
7M2398HX	2398HX	68.341	68.367	63.444	63.470	2.410	20.50
7M2398HX	2399HX(F)	68.341	68.367	63.444	63.470	2.410	25.63
7M2428H	2428H(F)	58.645	58.658	54.951	54.975	1.827	26.95
7M2428H	2429H	58.645	58.658	54.951	54.975	1.827	20.00
7M2428HX	2428HX(F)	58.645	58.658	54.951	54.975	1.814	26.95
7M2428HX	2429HX	58.645	58.658	54.951	54.975	1.814	20.00
7M2965H	2965H	74.981	75.000	70.907	70.920	2.010	26.00
7M2965HX	2965HX	74.981	75.000	70.907	70.920	1.997	26.00
7M5532H	5532H	65.000	65.010	59.958	59.978	2.501	17.00
7M5532HX	5532HX	65.000	65.010	59.958	59.978	2.488	17.00
7M7989H	7989H	74.020	74.040	68.980	69.000	2.489	23.40
7M7989HX	7989HX	74.020	74.040	68.980	69.000	2.476	23.40
7M8103H	8103H	66.020	66.035	61.984	62.001	2.004	20.00
7M8103H	8104H	66.020	66.035	61.984	62.001	2.004	23.00
7M8103HX	8103HX	66.020	66.035	61.984	62.001	1.991	20.00
7M8103HX	8104HX	66.020	66.035	61.984	62.001	1.991	23.00
7M8397H	8397H	70.982	71.000	66.995	67.005	1.979	22.10
7M8397HX	8397HX	70.982	71.000	66.995	67.005	1.966	22.10



**RACE**  
SERIES

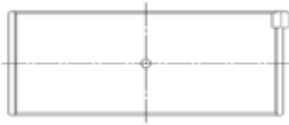
PERFORMANCE ENGINE BEARINGS

# CONROD BEARING SET - FEATURES



# CONROD BEARING SET - FEATURES

PART NO.	SHELL PART NO.
4B1606H	1606H



4B1609H	1609H
---------	-------



4B1630H	1630H
---------	-------



4B1780H	1780H
---------	-------



4B1800H	1800H-L
---------	---------



4B1800H	1800H-U
---------	---------



4B1850H	1850H
---------	-------



4B1856H	1856H
---------	-------



4B1906H	1906H
---------	-------



PART NO.	SHELL PART NO.
4B1912H	1912H



4B1925H	1925H
---------	-------



4B1925HD	1925H
----------	-------



4B1925HD	1925HD-L
----------	----------



4B1936H	1936H
---------	-------



4B1946H	1946H
---------	-------



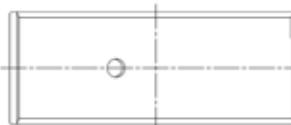
4B1946HD	1946H
----------	-------



4B1946HD	1946HD-L
----------	----------



4B1956H	1956H
---------	-------



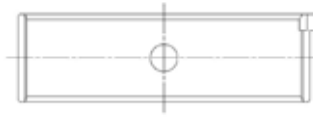
PART NO.	SHELL PART NO.
4B1972H	1972H



4B1972HD	1972H
----------	-------



4B1972HD	1972HD-L
----------	----------



4B2010H	2010H
---------	-------



4B2166H	2166H
---------	-------



4B2201H	2201H
---------	-------



4B2206H	2206H
---------	-------



4B2260H	2260H
---------	-------



4B2296H	2296H
---------	-------





# CONROD BEARING SET - FEATURES

PART NO.	SHELL PART NO.
4B2322H	2322H-L
4B2322H	2322H-U
4B2475H	2475H
4B2726H	2726H
4B2746H	2746H
4B2902H	2902H
4B2903H	2903H
4B2904H	2904H
4B2960H	2960H

PART NO.	SHELL PART NO.
4B2966H	2966H
4B2976H	2976H
4B4390H	4390H
4B4565H	4565H
4B5562H	5562H
4B603H	5216H
4B7267H	7267H
4B7700H	7700H
4B7712H	7712H

PART NO.	SHELL PART NO.
4B7736H	7736H
4B7787H	7787H
4B7820H	7820H
4B7906H	7906H-L
4B7906H	7906H-U
4B8036H	8036H
4B8050H	8050H
4B8170H	8170H
4B8171H	8171H

# CONROD BEARING SET - FEATURES

PART NO.	SHELL PART NO.
4B8172H	8172H



4B8296H	8296H
---------	-------



4B8310H	8310H
---------	-------



4B8320H	8320H
---------	-------



4B8325H	8325H
---------	-------



4B8336H	8336H
---------	-------



4B8351H	8351H
---------	-------



4B8366H	8366H
---------	-------



4B8376H	8376H
---------	-------




PART NO.	SHELL PART NO.
4B8411H	8411H



4B8430H	8430H
---------	-------



4B8431H	8431H
---------	-------



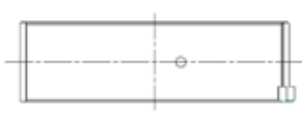
4B8440H	8440H
---------	-------



4B8635H	8635H
---------	-------



6B1140H	1140H
---------	-------




6B1171H	1171H
---------	-------



6B1490H	1490H
---------	-------



6B1497H	1497H
---------	-------



PART NO.	SHELL PART NO.
6B1510H	1510H-L



6B1510H	1510H-U
---------	---------



6B1515H	1515H
---------	-------



6B1569H	1569H
---------	-------



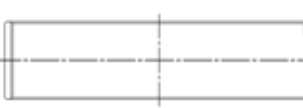
6B1584H	1584H-L
---------	---------



6B1584H	1584H-U
---------	---------



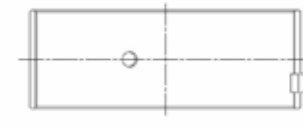
6B1995H	1995H
---------	-------



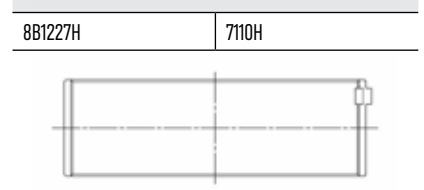

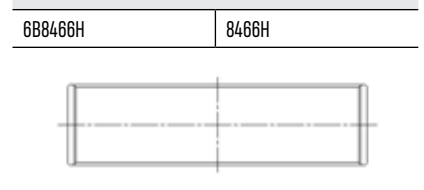
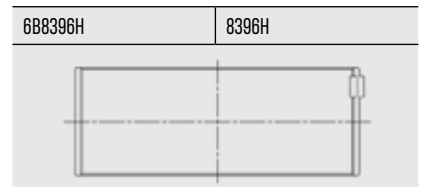
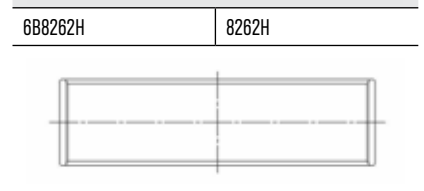
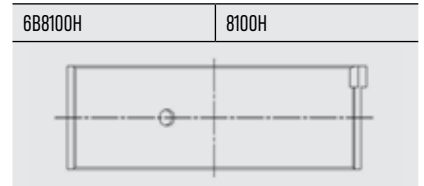
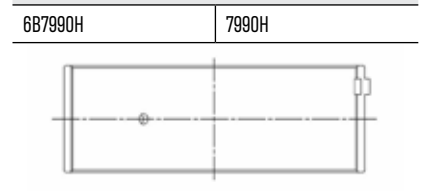
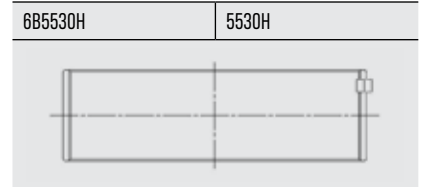
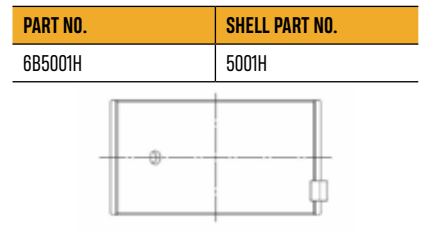
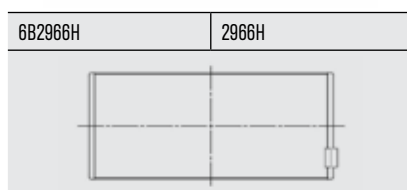
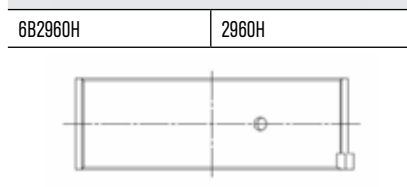
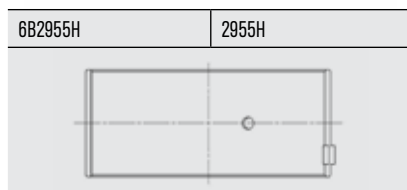
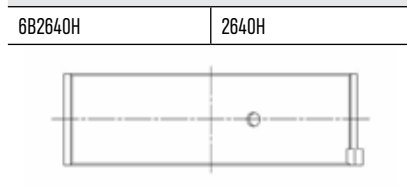
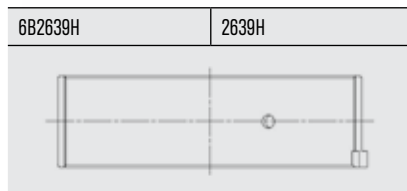
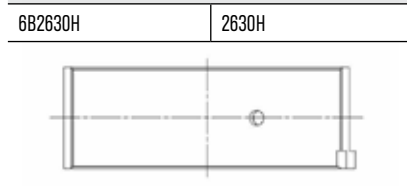
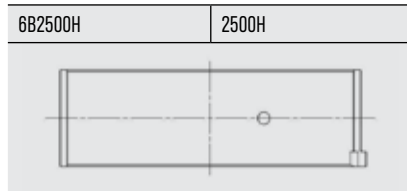
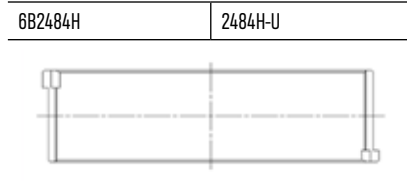
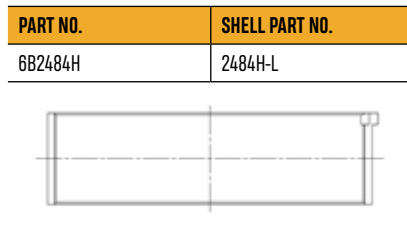
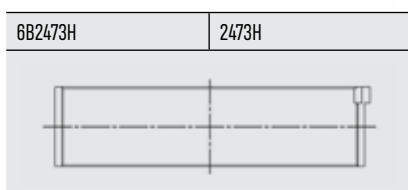
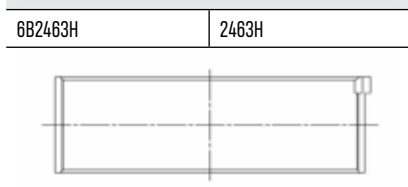
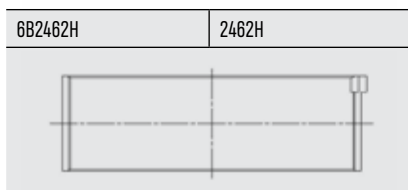

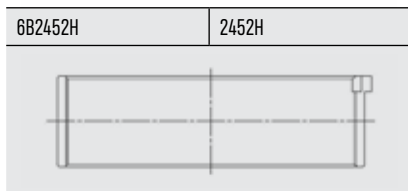
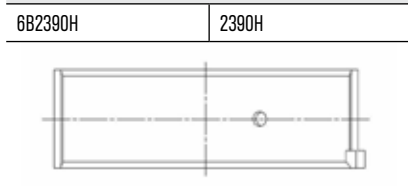
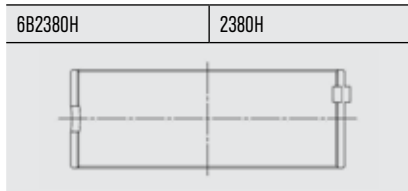
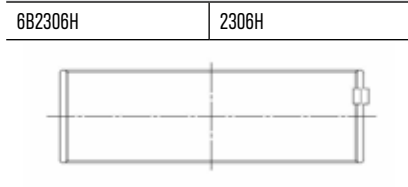
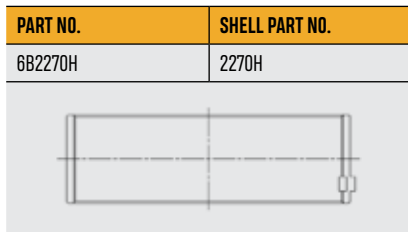
6B1997H	1997H
---------	-------



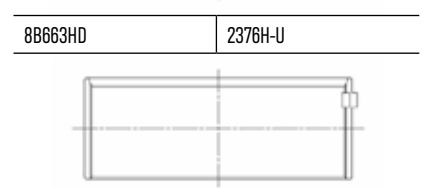
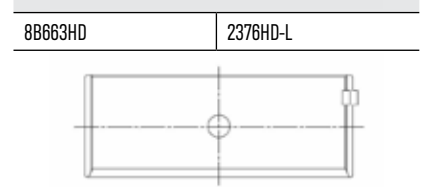
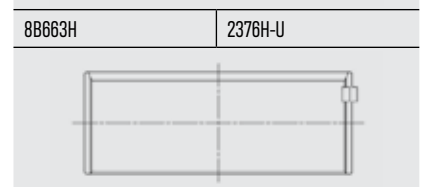
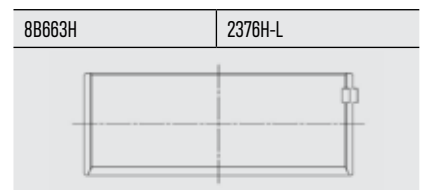
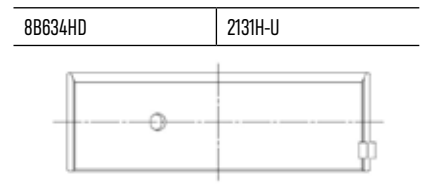
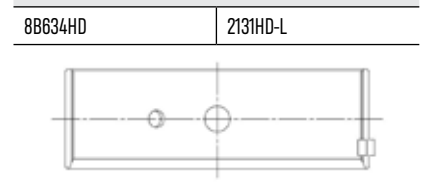
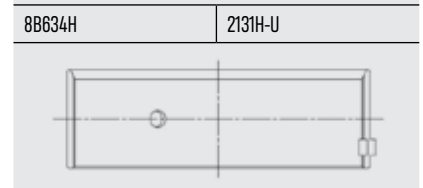
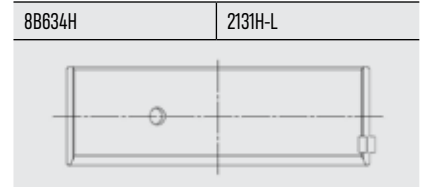
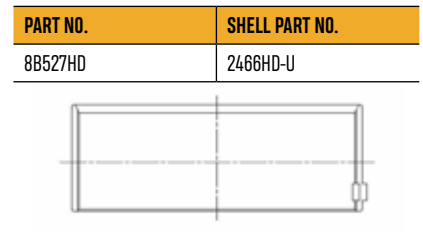
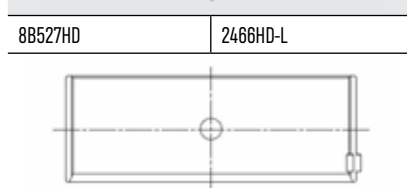

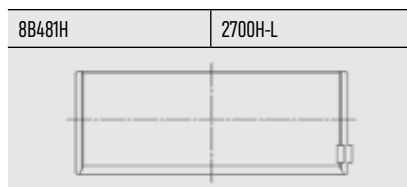
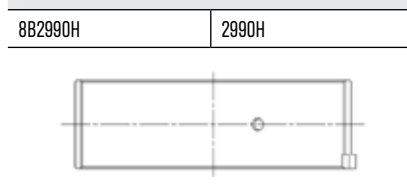
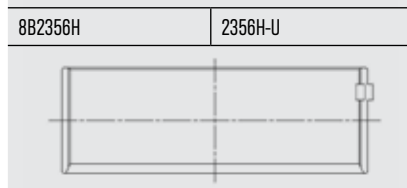

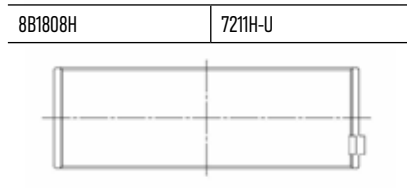
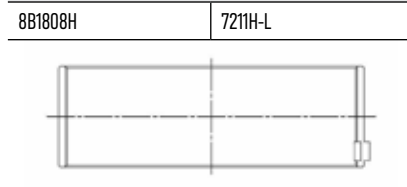
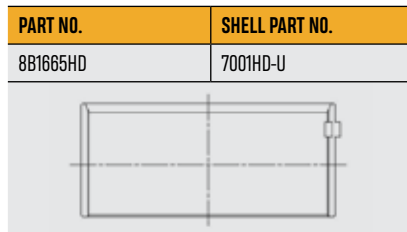
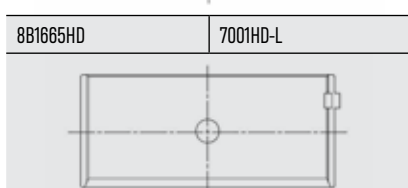


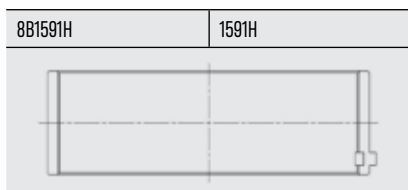

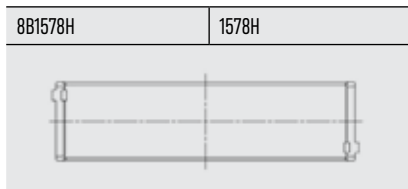
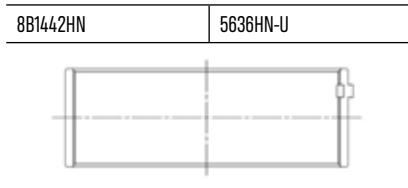
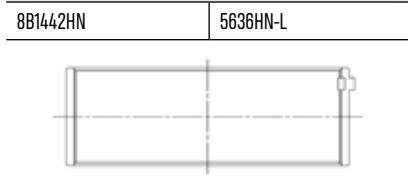
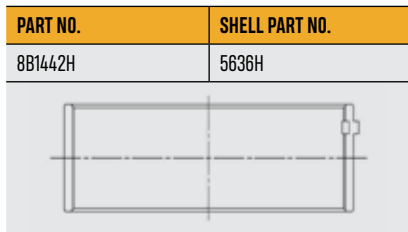
6B2150H	2150H
---------	-------



# CONROD BEARING SET - FEATURES



# CONROD BEARING SET - FEATURES





# CONROD BEARING SET - FEATURES

PART NO.	SHELL PART NO.
8B7281H	7281H
8B743H	7100H-L
8B743H	7100H-U
8B743HD	7100HD-L
8B743HD	7100H-U
8B743HND	7100HND-L
8B743HND	7100HN-U
8B745H	2370H-L
8B745H	2370H-U

PART NO.	SHELL PART NO.
8B745HD	2370HD-L
8B745HD	2370H-U
8B8091H	8091H
8B818H	5210H-L
8B818H	5210H-U
8B8630H	8630H
8B927H	2106H-L
8B927H	2106H-U



# MAIN BEARING SET - FEATURES

PART NO.	SHELL PART NO.	POSITION
1M2505H	2505H	
1M2505H	2505H	
3M2203H	2203H	1,2,3
3M2204H	2204H	1,2,3
3M2205H	2205H-L	1,2,3
3M2205H	2205H-U	1,2,3
4M1149H	1149H-L	1,2,3,4
4M1149H	1149H-U	1,2,3,4
4M1996H	1996H-L	1,2,3,4

PART NO.	SHELL PART NO.	POSITION
4M1996H	1996H-U	1,2,3,4
4M2273H	2273H-L	1,2,4
4M2273H	2273H-U	1,2,4
4M2273H	2274H	3
4M2505H	2505H-L	1,2,3,4
4M2505H	2505H-U	1,2,3,4
4M2633H	2633H-L	1,2,3,4
4M2633H	2633H-U	1,2,3,4
4M2737H	2737H-L	2,3

PART NO.	SHELL PART NO.	POSITION
4M2737H	2737H-U	2,3
4M2737H	2738H-L	4
4M2737H	2738H-U	4
4M2737H	2739H-L	1
4M2737H	2739H-U	1
4M7330H	7330H-L	1
4M7330H	7330H-U	1
4M7330H	7331H-L	2,4
4M7330H	7331H-U	2,4



**RACE**  
SERIES

PERFORMANCE ENGINE BEARINGS

# MAIN BEARING SET - FEATURES

PART NO.	SHELL PART NO.	POSITION
4M7330H	7332H-U	3

4M8263H	8263H-L	1,4

4M8263H	8263H-U	1,4

4M8263H	8264H-L	2,3

4M8263H	8264H-U	2,3

4M8468H	8468H-L	1,4

4M8468H	8468H-U	1,4

4M8468H	8469H-L	2,3

4M8468H	8469H-U	2,3

PART NO.	SHELL PART NO.	POSITION
4M8533H	8533H-L	1,2,3,4

4M8533H	8533H-U	1,2,3,4

4M8599H	8599H-L	1,2,3,4

4M8599H	8599H-U	1,2,3,4

4SM2222H	2299H-L	

4SM2222H	2302H-L	

4SM2222H	2302H-U	

4SM2222H	2303H-L	

4SM2222H	2303H-U	

PART NO.	SHELL PART NO.	POSITION
4SM2222H	2305H-L	

4SM2222H	2309H-L	

5M1010H	2107H-L	1,2,4,5

5M1010H	2107H-U	1,2,4,5

5M1010H	2108H-L	3

5M1010H	2108H-U	3

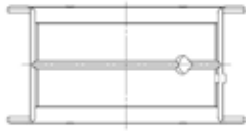
5M1038H	7113H-L	1,2,3,4

5M1038H	7113H-U	1,2,3,4

5M1038H	7115H-L	5

# MAIN BEARING SET - FEATURES

PART NO.	SHELL PART NO.	POSITION
5M1038H	7115H-U	5



5M1039H	5212H-L	1,2,4,5
---------	---------	---------



5M1039H	5212H-U	1,2,4,5
---------	---------	---------



5M1039H	5214H	3
---------	-------	---



5M1112H	1112H	1,3,5
---------	-------	-------



5M1112H	1113H	2,4
---------	-------	-----



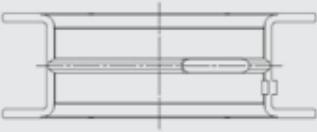
5M1117H	2185H-U	1,2,4,5
---------	---------	---------



5M1117H	2187H-L	3
---------	---------	---



5M1117H	2187H-U	3
---------	---------	---



PART NO.	SHELL PART NO.	POSITION
5M1117H	2194H-L	1,2,4,5



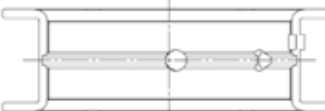
5M1144H	1144H-L	1,2,4,5
---------	---------	---------



5M1144H	1147H-U	1,2,4,5
---------	---------	---------



5M1144H	1148H	3
---------	-------	---



5M1172H	1172H-L	1,5
---------	---------	-----



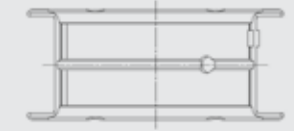
5M1172H	1172H-U	1,5
---------	---------	-----



5M1172H	1173H-L	3
---------	---------	---



5M1172H	1173H-U	3
---------	---------	---



5M1172H	1174H-L	2,4
---------	---------	-----



PART NO.	SHELL PART NO.	POSITION
5M1172H	1174H-U	2,4



5M1186H	1186H-L	1,2,4,5
---------	---------	---------



5M1186H	1186H-U	1,2,4,5
---------	---------	---------



5M1186H	1187H	3
---------	-------	---



5M1202H	1202H-L	1,2,4,5
---------	---------	---------



5M1202H	1202H-U	1,2,4,5
---------	---------	---------



5M1202H	1203H-L	3
---------	---------	---



5M1202H	1203H-U	3
---------	---------	---



5M1219H	1186H-L	1,2,4,5
---------	---------	---------



**RACE**  
SERIES

PERFORMANCE ENGINE BEARINGS

# MAIN BEARING SET - FEATURES

PART NO.	SHELL PART NO.	POSITION
5M1219H	1186H-U	1,2,4,5



5M1237H	1237H-L	1,2,3,4,5
---------	---------	-----------



5M1237H	1237H-U	1,2,3,4,5
---------	---------	-----------



5M1295H	1295H-L	1,2,3,4,5
---------	---------	-----------



5M1295H	1295H-U	1,2,3,4,5
---------	---------	-----------



5M1338H	1338H	1,2,4,5
---------	-------	---------



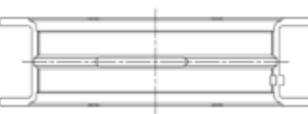
5M1338H	1339H	3
---------	-------	---



5M1432H	2177H	1,2,4,5
---------	-------	---------



5M1432H	2178H	3
---------	-------	---



PART NO.	SHELL PART NO.	POSITION
5M1432H	5207H	1,2,4,5



5M1432H	5209H	3
---------	-------	---



5M1538H	1538H-L	1,2,4,5
---------	---------	---------



5M1538H	1538H-U	1,2,4,5
---------	---------	---------



5M1538H	1539H-L	3
---------	---------	---



5M1538H	1539H-U	3
---------	---------	---



5M1573H	1573H-L	1,2,4,5
---------	---------	---------



5M1573H	1573H-U	1,2,4,5
---------	---------	---------



5M1573H	1574H-L	3
---------	---------	---



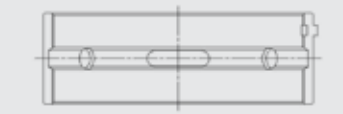
PART NO.	SHELL PART NO.	POSITION
5M1573H	1574H-U	3



5M1581H	1581H-L	1,2,3,4
---------	---------	---------



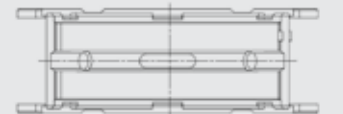
5M1581H	1581H-U	1,2,3,4
---------	---------	---------



5M1581H	1582H-L	5
---------	---------	---



5M1581H	1582H-U	5
---------	---------	---



5M1633H	1633H-L	1,2,4,5
---------	---------	---------



5M1633H	1633H-U	1,2,4,5
---------	---------	---------



5M1633H	1635H-L	3
---------	---------	---



5M1633H	1635H-U	3
---------	---------	---





# MAIN BEARING SET - FEATURES

PART NO.	SHELL PART NO.	POSITION
5M1644H	1644H	1,2,3,5
5M1644H	1648H	1,2,3,4,5
5M1695H	1695H-L	1,2,3,4,5
5M1695H	1704H-L	1,2,3,4,5
5M1743H	1753H-L	1,2,4,5
5M1743H	1753H-U	1,2,4,5
5M1743H	1754H-U	3
5M1852H	1852H-L	1,2,3,4,5
5M1852H	1852H-U	1,2,3,4,5

PART NO.	SHELL PART NO.	POSITION
5M1857H	1857H-L	1,2,3,4,5
5M1857H	1857H-U	1,2,3,4,5
5M1913H	1913H	1,2,3,4,5
5M1957H	1957H	1,2,3,4,5
5M1959H	1959H-L	1,2,3,4,5
5M1959H	1959H-U	1,2,3,4,5
5M1985H	1985H-L	1,2,3,4,5
5M1985H	1985H-U	1,2,3,4,5
5M2015H	2015H	1,2,3,4,5

PART NO.	SHELL PART NO.	POSITION
5M2152H	2152H	1,2,3,4,5
5M2167H	2167H-L	1,2,3,4,5
5M2167H	2167H-U	1,2,3,4,5
5M2220H	7216H-L	1,2,3,4,5
5M2220H	7216H-U	1,2,3,4,5
5M2221H	2221H-L	1,2,3,4,5
5M2221H	2221H-U	1,2,3,4,5
5M2276H	2276H-L	5
5M2276H	2276H-U	5



**RACE**  
SERIES

PERFORMANCE ENGINE BEARINGS

# MAIN BEARING SET - FEATURES

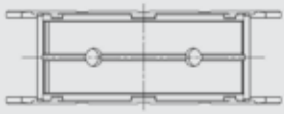
PART NO.	SHELL PART NO.	POSITION
5M2276H	2277H-U	1,2,4



5M2276H	2278H-L	1,2,3,4
---------	---------	---------



5M2276H	2279H-U	3
---------	---------	---



5M2327H	2327H	1,2,4,5
---------	-------	---------



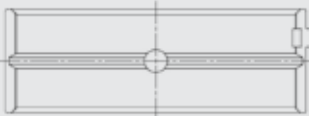
5M2327H	2328H	3
---------	-------	---



5M2357H	2357H-L	1,2,3,4
---------	---------	---------



5M2357H	2357H-U	1,2,3,4
---------	---------	---------



5M2357H	2358H-L	5
---------	---------	---



5M2357H	2358H-U	5
---------	---------	---



PART NO.	SHELL PART NO.	POSITION
5M2747H	2747H-L	1,2,4,5



5M2747H	2747H-U	1,2,4,5
---------	---------	---------



5M2747H	2748H-L	3
---------	---------	---



5M2747H	2748H-U	3
---------	---------	---



5M2797H	2797H	1,5
---------	-------	-----



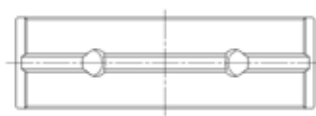
5M2797H	2798H	2,3,4
---------	-------	-------



5M2905H	2905H-L	1,2,3,4,5
---------	---------	-----------



5M2905H	2905H-U	1,2,3,4,5
---------	---------	-----------



5M2908H	2908H	1,2,4,5
---------	-------	---------



PART NO.	SHELL PART NO.	POSITION
5M2908H	2909H	3



5M2964H	2964H-L	1,2,3,4,5
---------	---------	-----------



5M2964H	2964H-U	1,2,3,4,5
---------	---------	-----------



5M2965H	2965H-L	1,2,3,4,5
---------	---------	-----------



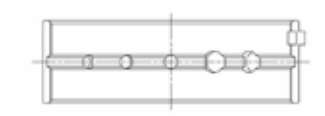
5M2965H	2965H-U	1,2,3,4,5
---------	---------	-----------



5M2975H	2975H-L	1,2,3,4,5
---------	---------	-----------



5M2975H	2975H-U	1,2,3,4,5
---------	---------	-----------



5M2995H	2995H-L	1,2,3,4,5
---------	---------	-----------




5M2995H	2995H-U	1,2,3,4,5
---------	---------	-----------



# MAIN BEARING SET - FEATURES

PART NO.	SHELL PART NO.	POSITION
5M429H	2372H-L	1,2,3,4



5M429H	2372H-U	1,2,3,4
--------	---------	---------



5M429H	7104H-L	5
--------	---------	---



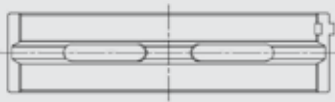
5M429H	7104H-U	5
--------	---------	---



5M5563H	5563H-L	1,2,3,4,5
---------	---------	-----------



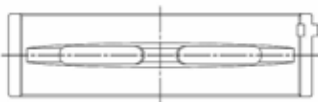
5M5563H	5563H-U	1,2,3,4,5
---------	---------	-----------



5M5585H	5585H-L	1,2,3,4,5
---------	---------	-----------



5M5585H	5585H-U	1,2,3,4,5
---------	---------	-----------



5M5645H	5645H-L	1,2,3,4,5
---------	---------	-----------



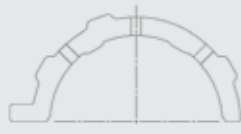
PART NO.	SHELL PART NO.	POSITION
5M5645H	5646H-U	1,2,3,4,5



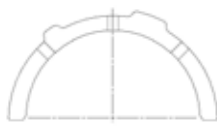
5M5645H	7296T-L	5
---------	---------	---



5M5645H	7296T-U	5
---------	---------	---



5M5647H	5639T	5
---------	-------	---



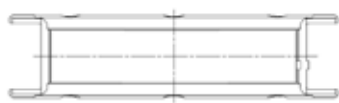
5M5647H	5647H-L	1,2,3,4
---------	---------	---------



5M5647H	5647WH-U	1,2,3,4,5
---------	----------	-----------



5M5647H	5648H-L	5
---------	---------	---



5M5655H	5655H-L	1,2,3,4
---------	---------	---------



5M5655H	5655WH-U	1,2,3,4
---------	----------	---------



PART NO.	SHELL PART NO.	POSITION
5M5655H	5656H-L	5



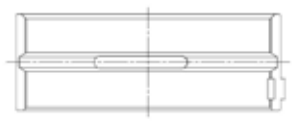
5M5655H	5656H-U	5
---------	---------	---




5M590H	2132H-L	1,2,4,5
--------	---------	---------



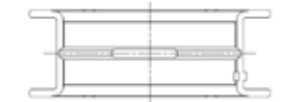
5M590H	2132H-U	1,2,4,5
--------	---------	---------



5M590H	2133H-L	3
--------	---------	---



5M590H	2133H-U	3
--------	---------	---



5M7292H	7291H-L	1,2,4,5
---------	---------	---------



5M7292H	7291H-U	1,2,4,5
---------	---------	---------



5M7292H	7292H-L	3
---------	---------	---



# MAIN BEARING SET - FEATURES

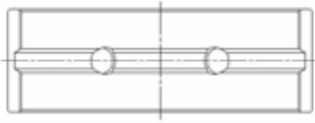
PART NO.	SHELL PART NO.	POSITION
5M7292H	7292H-U	3
5M7296H	5644H-U	1
5M7296H	5645H-U	1,2,3,4,5
5M7296H	5646H-L	1,2,3,4,5
5M7296H	7296T-L	5
5M7296H	7296T-U	5
5M7298H	7298H-L	1,2,4,5
5M7298H	7298H-U	1,2,4,5
5M7298H	7298H-L	1,2,4,5
5M7298H	7299H-L	3

PART NO.	SHELL PART NO.	POSITION
5M7298H	7299H-U	3
5M7299H	7291H-L	1,2,4,5
5M7299H	7291H-U	1,2,4,5
5M7299H	7292H-L	3
5M7299H	7299H-U	3
5M7788H	7788H-L	1,2,3,4,5
5M7788H	7788H-U	1,2,3,4,5
5M7807H	7807H-L	1,2,3,4,5
5M7807H	7807H-U	1,2,3,4,5

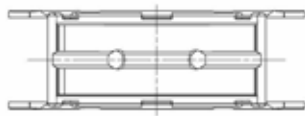
PART NO.	SHELL PART NO.	POSITION
5M7909H	7909H-L	1,2,3,4,5
5M7909H	7909H-U	1,2,3,4,5
5M8037H	8037H-L	1,2,3,4,5
5M8037H	8037H-U	1,2,3,4,5
5M8088H	8088H-L	1,5
5M8088H	8088H-U	1,5
5M8088H	8089H-U	2,3,4
5M8088H	8089H-L	2,3,4
5M8174H	8173H-L	1,2,3,4,5

# MAIN BEARING SET - FEATURES

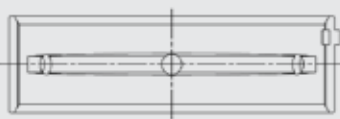
PART NO.	SHELL PART NO.	POSITION
5M8174H	8173H-U	1,2,4,5



5M8174H	8174H-U	3
---------	---------	---



5M8297H	8297H	1,5
---------	-------	-----



5M8297H	8298H	2,4
---------	-------	-----



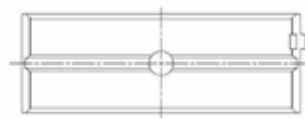
5M8297H	8299H	3
---------	-------	---



5M829H	7102H-L	1,2,3,4
--------	---------	---------



5M829H	7102H-U	1,2,3,4
--------	---------	---------



5M829H	7103H-L	5
--------	---------	---



5M829H	7103H-U	5
--------	---------	---



PART NO.	SHELL PART NO.	POSITION
5M829HN	7102HN-L	1,2,3,4



5M829HN	7102HN-U	1,2,3,4
---------	----------	---------



5M829HN	7103H-L	5
---------	---------	---



5M829HN	7103HN-U	5
---------	----------	---



5M8309H	8297H	1,5
---------	-------	-----



5M8309H	8298H	2,4
---------	-------	-----



5M8309H	8309H	5
---------	-------	---



5M8309HOS2	8297H	1,5
------------	-------	-----



5M8309HOS2	8298H	2,4
------------	-------	-----



PART NO.	SHELL PART NO.	POSITION
5M8309HOS2	8309H	5



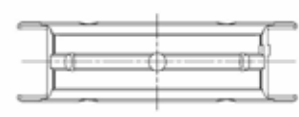
5M8309HOS5	8297H	1,5
------------	-------	-----



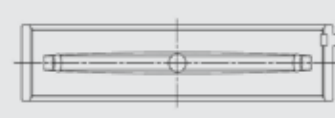
5M8309HOS5	8298H	2,4
------------	-------	-----



5M8309HOS5	8309H	5
------------	-------	---



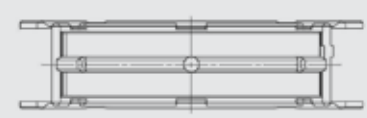
5M8312H	8312H	1,3
---------	-------	-----



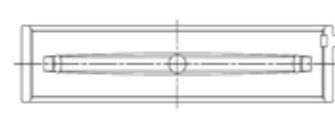
5M8312H	8313H	2,4
---------	-------	-----



5M8312H	8314H	5
---------	-------	---



5M8312HOS2	8312H	1,3
------------	-------	-----



5M8312HOS2	8313H	2,4
------------	-------	-----



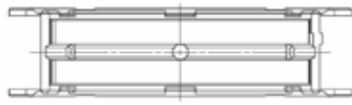
**RACE**  
SERIES

PERFORMANCE ENGINE BEARINGS



# MAIN BEARING SET - FEATURES


PART NO.	SHELL PART NO.	POSITION
5M8312HOS2	8314H	5



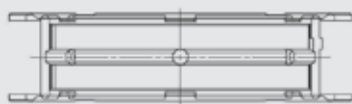
5M8312HOS5	8312H	1,3
------------	-------	-----



5M8312HOS5	8313H	2,4
------------	-------	-----



5M8312HOS5	8314H	5
------------	-------	---



5M8337H	8337H-L	1,2,3,4,5
---------	---------	-----------



5M8337H	8337H-U	1,2,3,4,5
---------	---------	-----------



5M8353H	8353H	1,2,3,4,5
---------	-------	-----------



5M8353H	8354H	1,2,3,4,5
---------	-------	-----------



5M8361H	8361H-L	1,2,4,5
---------	---------	---------



PART NO.	SHELL PART NO.	POSITION
5M8361H	8361H-U	1,2,4,5



5M8361H	8362H-L	3
---------	---------	---



5M8361H	8362H-U	3
---------	---------	---



5M8378H	8377H-L	2,3,4
---------	---------	-------



5M8378H	8377H-U	2,3,4
---------	---------	-------



5M8378H	8378H-L	1,5
---------	---------	-----



5M8378H	8378H-U	1,5
---------	---------	-----



5M8412H	8412H-L	1,2,3,4,5
---------	---------	-----------



5M8412H	8412H-U	1,2,3,4,5
---------	---------	-----------



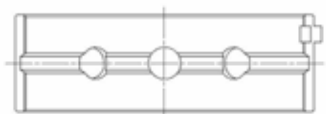
PART NO.	SHELL PART NO.	POSITION
5M8434H	8434H	1,2,3,4,5



5M8443H	8443H-L	1,2,3,4,5
---------	---------	-----------



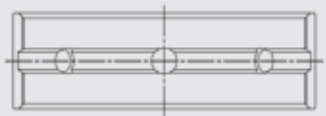
5M8443H	8443H-U	1,2,3,4,5
---------	---------	-----------



5M8632H	8632H-L	1,5
---------	---------	-----



5M8632H	8632H-U	1,5
---------	---------	-----



5M8632H	8633H-L	2,3,4
---------	---------	-------



5M8632H	8633H-U	2,3,4
---------	---------	-------



5M8637H	8637H-L	1,2,3,4,5
---------	---------	-----------



5M8637H	8637H-U	1,2,3,4,5
---------	---------	-----------



# MAIN BEARING SET - FEATURES

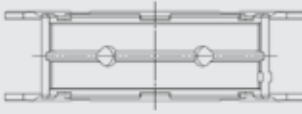
PART NO.	SHELL PART NO.	POSITION
5M909H	2377H-L	1,2,3,4
5M909H	2377H-U	1,2,3,4
5M909H	2378H-L	5
5M909H	2378H-U	5
6M1581H	1581H-L	
6M1581H	1581H-U	
6M1581H	1582H-L	
6M1581H	1582H-U	
6M2276H	2276H-L	5

PART NO.	SHELL PART NO.	POSITION
6M2276H	2276H-U	5
6M2276H	2277H-U	1,2,4
6M2276H	2278H-L	1,2,3,4
6M2276H	2279H-U	3
6M5563H	5563H-L	1,2,3,4,5
6M5563H	5563H-U	1,2,3,4,5
6M5587H	5587H-L	1,2,3,4,5,6
6M5587H	5587H-U	1,2,3,4,5,6
7M1172H	1172H-L	1,5


PART NO.	SHELL PART NO.	POSITION
7M1172H	1172H-U	1,5
7M1172H	1173H-L	3
7M1172H	1173H-U	3
7M1172H	1174H-L	2,4
7M1172H	1174H-U	2,4
7M1397H	1397H-L	1
7M1397H	1397H-U	1
7M1397H	1398H-L	2,3,4,5,6,7
7M1397H	1398H-U	2,3,5,6,7

# MAIN BEARING SET - FEATURES


PART NO.	SHELL PART NO.	POSITION
7M1397H	1399H-U	4




7M1532H	1538H-L	1,2,4,5
---------	---------	---------




7M1532H	1538H-U	1,2,4,5
---------	---------	---------




7M1532H	1539H-L	3
---------	---------	---




7M1532H	1539H-U	3
---------	---------	---




7M2092H	2092H-L	1,2,3,4,5,6,7
---------	---------	---------------




7M2092H	2092H-U	1,2,3,4,6,7
---------	---------	-------------



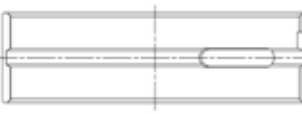
7M2092H	2093H-U	5
---------	---------	---




7M2094H	2092H-L	1,2,3,4,6,7
---------	---------	-------------




7M2094H	2092H-U	1,2,3,4,6,7
---------	---------	-------------




7M2094H	2093H-L	5
---------	---------	---




7M2094H	2093H-U	5
---------	---------	---




7M2158H	2158H-L	1,2,3,4,6,7
---------	---------	-------------



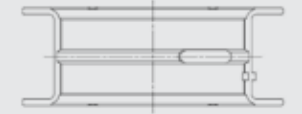
7M2158H	2158H-U	1,2,3,4,6,7
---------	---------	-------------




7M2158H	2159H-L	5
---------	---------	---




7M2158H	2159H-U	5
---------	---------	---




7M2384H	2384H-L	1,2,3,4,5,6
---------	---------	-------------




7M2384H	2384H-U	1,2,3,4,5,6
---------	---------	-------------




7M2384H	2385H-L	7
---------	---------	---




7M2384H	2385H-U	7
---------	---------	---




7M2394H	2394H-L	1,2,3,4,5,6
---------	---------	-------------




7M2394H	2394H-U	1,2,3,4,5,6
---------	---------	-------------




7M2394H	2395H-L	7
---------	---------	---




7M2394H	2395H-U	7
---------	---------	---




7M2398H	2398H-L	1,2,3,4,5,6
---------	---------	-------------



7M2398H	2398H-U	1,2,3,4,5,6
---------	---------	-------------

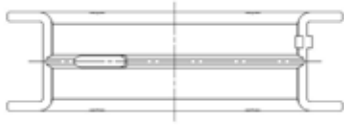


7M2398H	2399H-L	7
---------	---------	---



# MAIN BEARING SET - FEATURES

PART NO.	SHELL PART NO.	POSITION
7M2398H	2399H-U	7



7M2428H	2428H-L	4
---------	---------	---



7M2428H	2428H-U	4
---------	---------	---



7M2428H	2429H-L	1,2,3,5,6,7
---------	---------	-------------



7M2428H	2429H-U	1,2,3,5,6,7
---------	---------	-------------



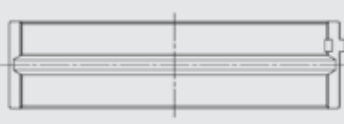
7M2965H	2965H-L	1,2,3,4,5
---------	---------	-----------



7M2965H	2965H-U	1,2,3,4,5
---------	---------	-----------



7M5532H	5532H-L	1,2,3,4,5,6,7
---------	---------	---------------



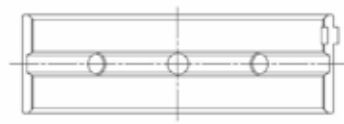
7M5532H	5532H-U	1,2,3,4,5,6,7
---------	---------	---------------



PART NO.	SHELL PART NO.	POSITION
7M7989H	7989H-L	1,2,3,4,5,6,7



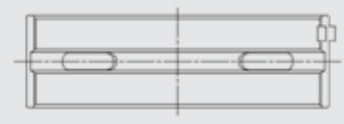
7M7989H	7989H-U	1,2,3,4,5,6,7
---------	---------	---------------



7M8103H	8103H-L	2,3,4,5,6,7
---------	---------	-------------



7M8103H	8103H-U	2,3,4,5,6,7
---------	---------	-------------



7M8103H	8104H-L	1
---------	---------	---



7M8103H	8104H-U	1
---------	---------	---



7M8397H	8397H-L	1,2,3,4,5,6,7
---------	---------	---------------



7M8397H	8397H-U	1,2,3,4,5,6,7
---------	---------	---------------



**RACE**  
SERIES

PERFORMANCE ENGINE BEARINGS







official ECU sponsor of

59

PRIDANA

LINK

DRIVEN

WISERACE

ST  
SUSPENSIONS  
FLUID

WISEFAB

ACL

WISEFAB

ACL



RACE SERIES

PERFORMANCE ENGINE BEARINGS

# Australian Engineering Excellence



**NO RISK | NO COMPROMISE | TOTAL PERFORMANCE**

YOUR ENGINE BEARING STOCKIST



ACL Bearing Company

253 George Town Road  
Rocherlea Tasmania 7248 Australia

TEL: +61 03 6326 0500

[acl.com.au](http://acl.com.au) | [aclperformance.com.au](http://aclperformance.com.au)



ACL Race Series

Copyright - ACL Distribution Inc. Reproduction in whole or part is prohibited without written approval

10/2022